



소금

소금소리, 나니르. 손 끝에 물들다.

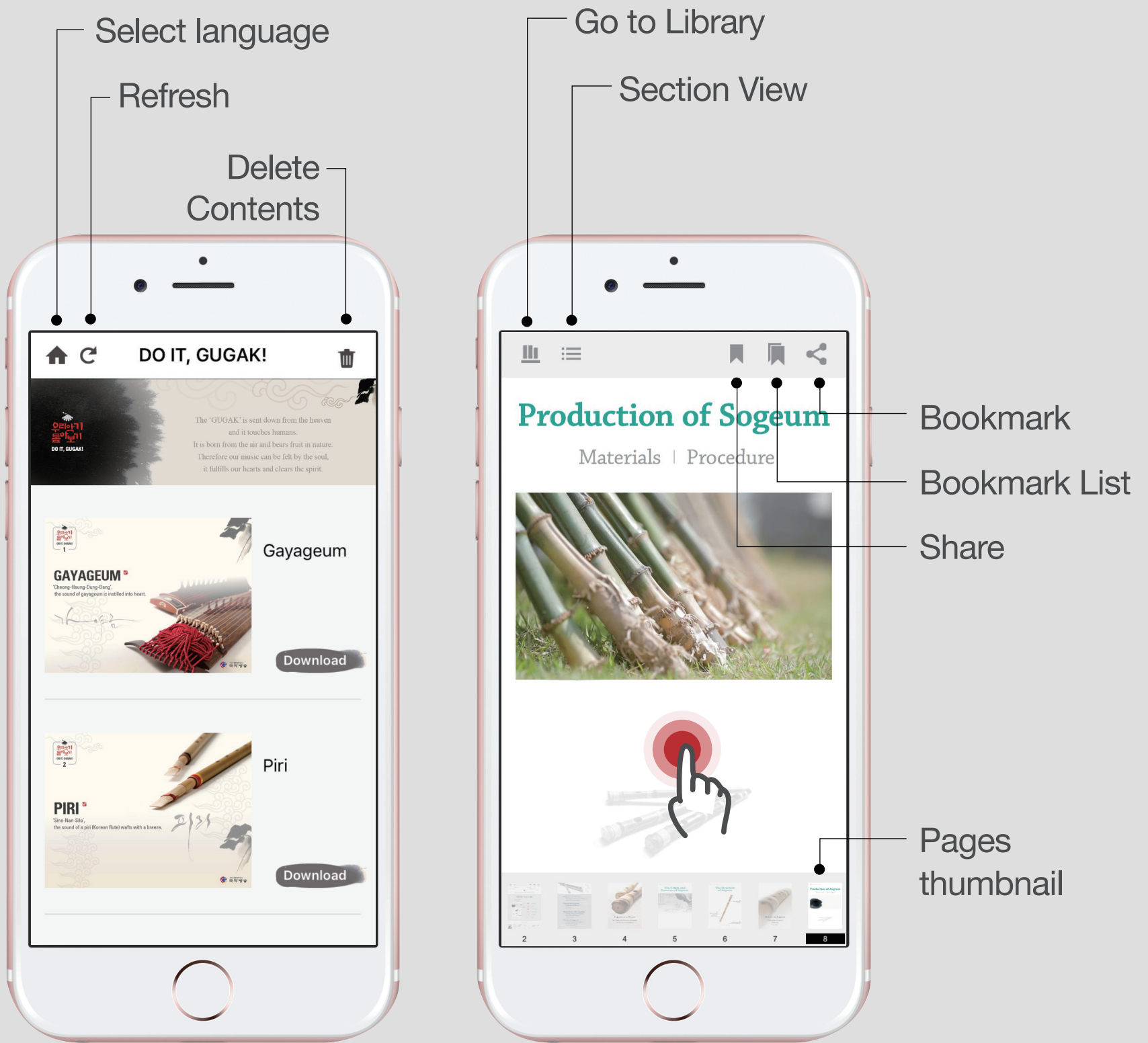
SOGEUM

Listening to the Sound of Sogeum,
Your Hands are Soaking in Water!

Selected as
**Outstanding Culture Content
for National Cohesion**
by Presidential Committee
for National Cohesion

Awarded
**"Grand Prize" in the sector
of Culture Content**
2016 Smart App Award

HOW TO USE



LIBRARY

PAGE

Open viewer menu by double tapping

ICON HOW TO USE



Detail View



Listen to Music



Text Scroll



Close



Page Navigation



Slide



• **Sogeu at a Glance**

The Origin and Function of Sogeu
The Structure of Sogeu

• **Details on Sogeu**

Production of Sogeu
Materials
Procedure

• **Experience with Sogeu**

Playing technique demonstrate
Be familiar with Sogeu
Practice with it

• **Listen to Sogeu**

View performance of Sogeu
Listening to Sogeu
Field Experience



Sogeu at a Glance

The Origin and Function of Sogeu

The Structure of Sogeu



SOGEUM AT A GLANCE

The Origin and Function of Sogeu

The Structure of Sogeu

DETAILS ON SOGEUM

Production of Sogeu

Materials

Procedure

EXPERIENCE WITH SOGEUM

Playing technique demonstrate

Be familiar with Sogeu

Practice with it



LISTEN TO SOGEUM

Sogeu (소금), a horizontal bamboo flute, is typically characterized by a clear and transparent timbre. It has the highest pitch range among Korean wind instruments because of its size ("so" signifies "small" in Sino-Korean).

View performance of Sogeu

Listening to Sogeu

Field Experience

Origin and Sogeu





The Origin and Function of Sogeum



Sogeum (小琴), a horizontal bamboo flute, is typically characterized by a clear and transparent timbre. It has the highest pitch range among Korean wind instruments because of its size (“so” signifies “small” in Sino-Korean).

The Origin and Function of Sogeum

In Korea, the bamboo wind instruments are divided into three kinds: daegeum, junggeum, and sogeum. Sogeum refers to the smallest one out of the samjuk (lit. three bamboo instruments).

The history of sogeum, according to “Akji (Music Discourse)” from *Samguk sagi* (History of the Three Kingdoms, r.1122-1146), vol. 32, is traced back to the Silla Dynasty. “The first of samjuk is daegeum, the second junggeum, and the third sogeum . . . they originated in Silla, but who made them is not known.” *Akhak gwebeom* (Music Treatise, r.1493), the representative music book of the Joseon Dynasty, records that “there is no detailed explanation on sogeum, but it has a similar system to daegeum,” which may show that the



The Origin and Function of Sogeu

material and method of tone production is the same as that of daegeum. Sogeu used at court, but it was less than daegeum, which is why there is no record in the literature since the reign of King Yeonsangun (1494-1506).

Today, sogeu receives the spotlight for contemporary and fusion music since it makes fantastic harmony blending with other traditional instruments, and it has become a popular instrument since being introduced into the music curriculum of elementary, middle, and high schools.

[Reference]

Kim, Yeong-un. 2015. Gugak gaeron [Introduction to Korean Traditional Music]. Paju: Eumak segye

Seo, Seung-mi. 2013. Sogeu gyobon [Textbook of Sogeu]. Seoul: Minsokwon

Song, Bangsong, 2007. Jeungbo hanguk eumak tongsa [History of



The Origin and Function of Sogeum

Korean Traditional Music, expanded version]. Seoul: Minsokwon.

Song, Hyejin. 2001. Hanguk akgi [Korean Musical Instruments]. Seoul: Yeolhwadang.





The Structure of Sogeum



+

Mouthpiece
(chwigu)

+

The 1st to the
6th Finger
holes(jigong)

+

Chilseonggong
(Seven Finger Holes(jigong))

Move Sogeum side to side



Mouthpiece(chwigu)

The mouthpiece of sogeum is elliptical and is located at the left end of the tube. The sound of the instrument changes depending on the shape of the mouthpiece and the size of the instrument.





The 1st to the 6th Finger holes(jigong)

Six holes, the 1st to the 6th, are placed in a straight line under the mouthpiece.





Chilseonggong(Seven Finger Holes(jigong))

Chilseonggong plays a role in balancing overall sound and tuning of the instrument.





Details on Sogeu

Production of Sogeu

Materials

Procedure



Production of Sogeu

Materials | Procedure





Production of Sogeu

Materials | Procedure



Bamboo 



Silk 

The tip for selecting an instrument 



Bamboo

Usually, thicker bamboo with a full interior, like ssanggoljuk, is preferred.





Silk

Bamboo is sensitive to temperature and it has a risk of shrinking in winter with low temperatures and swelling in summer with the heat. Therefore, wrapping the bamboo with silk can help prevent it from cracking.



The tip for selecting an instrument



Sogeu, which are made of natural materials as opposed to plastic, have different instrument thicknesses and mouthpiece shapes. It is important for players to choose an instrument that is right for them based on their own mouth shape, dental patterns and their own fingers. First, one must make sure that the body of the instrument is not curved, but straight and flat. At this time, make sure to select the right instrument for yourself by carefully checking whether holes fit well in your hand, whether the sound is full when you breathe into the mouthpiece. If you are a beginner, you can practice with a plastic sogeu before playing the bamboo sogeu.



Production of Sogeum

Materials | Procedure



① Picking a tree and drying the moisture

Bamboo should be carefully selected from those over three years old. Its roots are thoroughly trimmed before the bamboo is dried, and then sap (or resin) is removed inside the brazier for at least a couple of days.



Production of Sogeum

Materials | Procedure



② Straightening bamboo

Unlike other instruments that require extensive external work, sogeum retains the natural shape of the bamboo as much as possible. Once sap/resin is removed through the process of repeated heating, the bamboo is put into a tool to straighten it, repeating this straightening process a few times.





Production of Sogeum

Materials | Procedure



③ Drying bamboo

The bamboo requires drying for 3 to 5 years in a well-ventilated place. Dried bamboo takes on a yellow color and it becomes very hard to the extent that it produces a metal sound when struck.



Production of Sogeu

Materials | Procedure



④ Measuring

This process takes a preliminary measure of the bamboo to create a uniform inner diameter, taking the length of the tree into consideration. Since the sound of the instrument will vary depending on temperature, humidity, and the condition of the tree, this needs to be checked carefully.

Production of Sogeum

Materials | Procedure



⑤ Carving naegyeong (inner diameter), mouthpiece, and Finger holes(jigong)

After punching the pre-marked parts with a knife blade, naegyeong, mouthpiece, six holes, and cheonggong are carved in that order. Care must be taken to ensure that the thickness of the mouthpiece and naegyeong are constant and that there is no deviation to one side while carving.

Production of Sogeum

Materials | Procedure



⑥ Wrapping with silk

This is the final step for producing the sogeum. The instrument should be wrapped with silk in order to prevent cracking and to enrich the tone.



Experience with Sogeu

Playing technique demonstrate

Be familiar with Sogeu

Practice with it



Playing technique demonstrate



Posture

Making a sound and fingering method

Exercise for Short Tunes

Exercise for Longer Tunes(Folk Songs)

Interview

*The score of the sound source played on this video is
available at the website of Gugak FM Inc.



Playing technique demonstrate



Posture

Sitting position

Position of arms

Eye gaze





Playing technique demonstrate

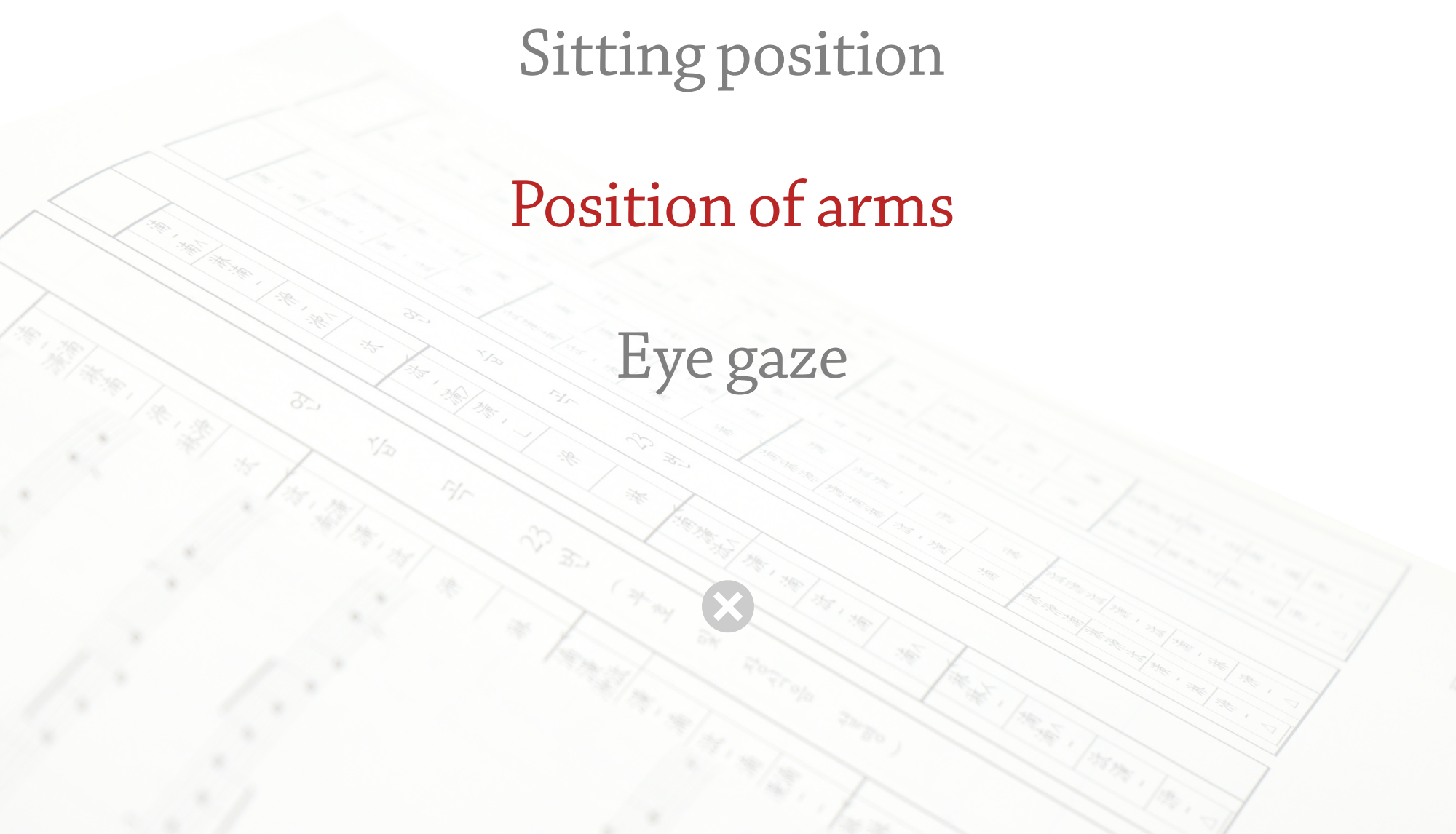


Posture

Sitting position

Position of arms

Eye gaze





Playing technique demonstrate

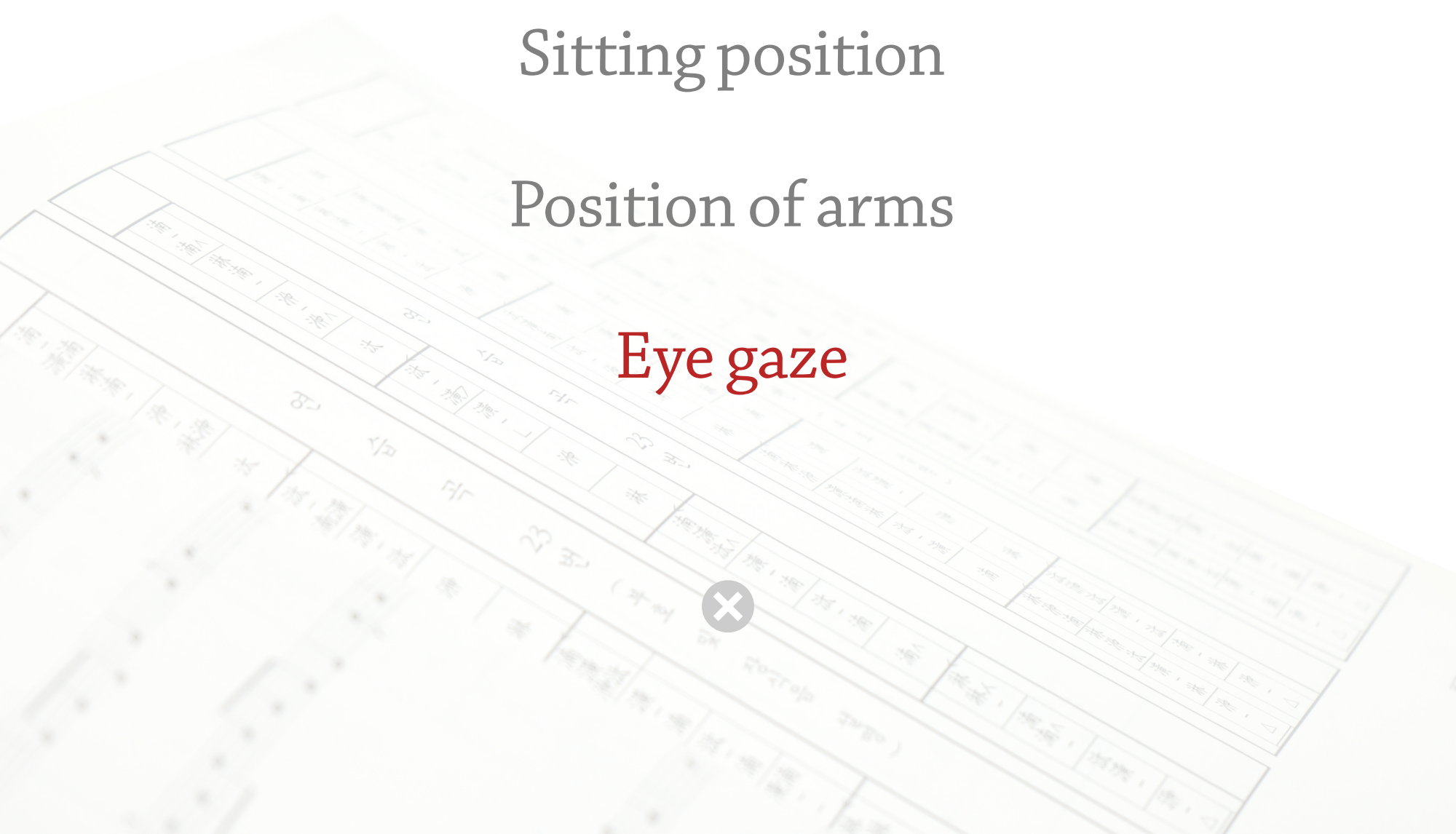


Posture

Sitting position

Position of arms

Eye gaze





Playing technique demonstrate



Making a sound and fingering method

Introduction

Shaping Lips

Breathing method

Sound range

The appearance of the mouthpiece

Holding the instrument with your hands

Making a sound with the mouthpiece





Playing technique demonstrate



Making a sound and fingering method

Introduction

Shaping Lips

Breathing method

Sound range

The appearance of the mouthpiece

Holding the instrument with your hands

Making a sound with the mouthpiece





Playing technique demonstrate



Making a sound and fingering method

Introduction

Shaping Lips

Breathing method

Sound range

The appearance of the mouthpiece

Holding the instrument with your hands

Making a sound with the mouthpiece





Playing technique demonstrate



Making a sound and fingering method

Introduction

Shaping Lips

Breathing method

Sound range

The appearance of the mouthpiece

Holding the instrument with your hands

Making a sound with the mouthpiece





Playing technique demonstrate



Making a sound and fingering method

Introduction

Shaping Lips

Breathing method

Sound range

The appearance of the mouthpiece

Holding the instrument with your hands

Making a sound with the mouthpiece





Playing technique demonstrate



Making a sound and fingering method

Introduction

Shaping Lips

Breathing method

Sound range

The appearance of the mouthpiece

Holding the instrument with your hands

Making a sound with the mouthpiece





Playing technique demonstrate



Making a sound and fingering method

Introduction

Shaping Lips

Breathing method

Sound range

The appearance of the mouthpiece

Holding the instrument with your hands

Making a sound with the mouthpiece





Playing technique demonstrate



Exercise for Short Tunes

Introduction to the “low sound”
& Introduction to the “high sound”

Introduction to duple subdivision
& Explanation of triple subdivision





Playing technique demonstrate



Exercise for Short Tunes

Introduction to the “low sound”
& Introduction to the “high sound”

Introduction to duple subdivision
& Explanation of triple subdivision





Playing technique demonstrate



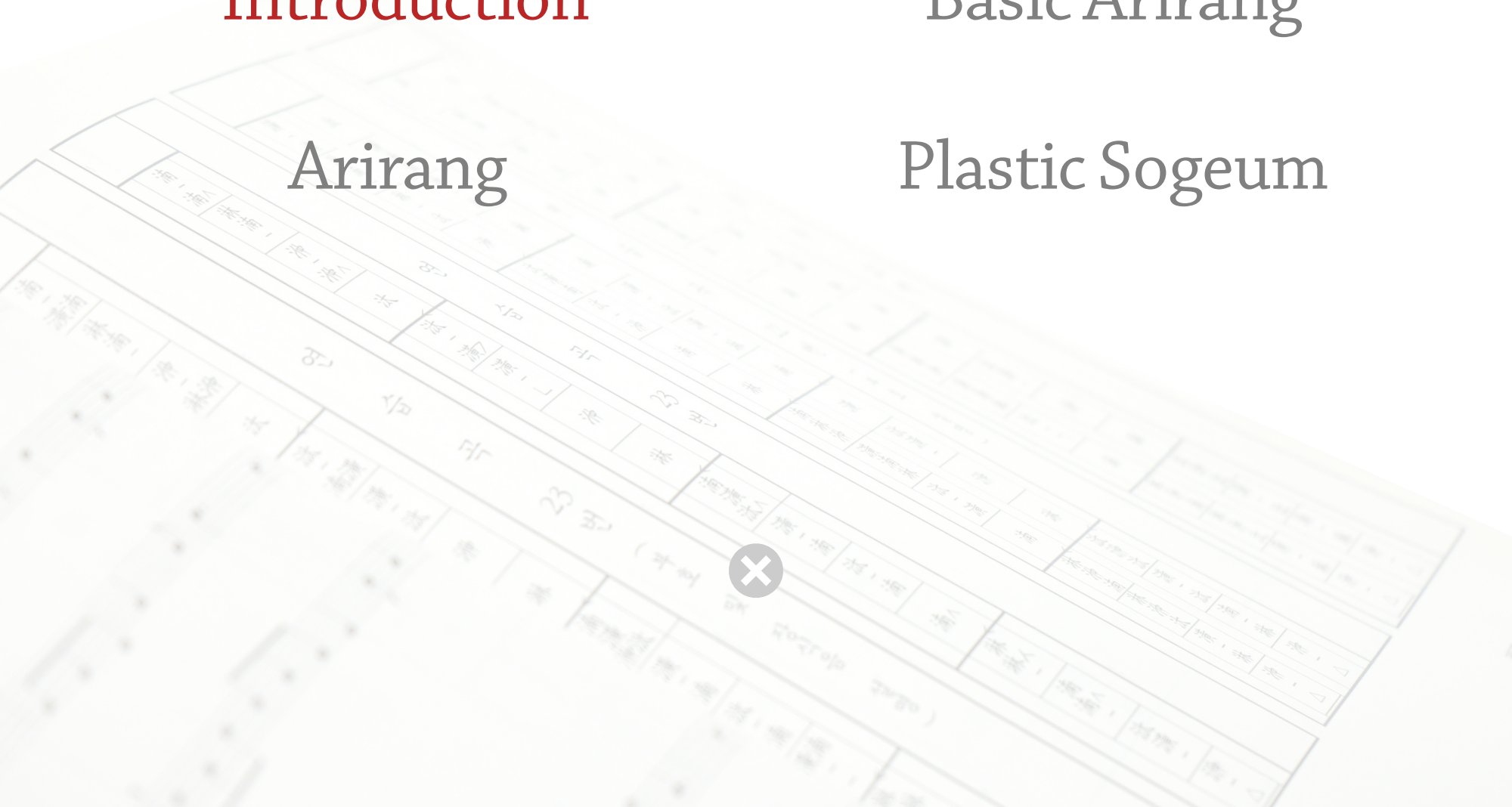
Exercise for Longer Tunes(Folk Songs)

Introduction

Basic Arirang

Arirang

Plastic Sogeum





Playing technique demonstrate



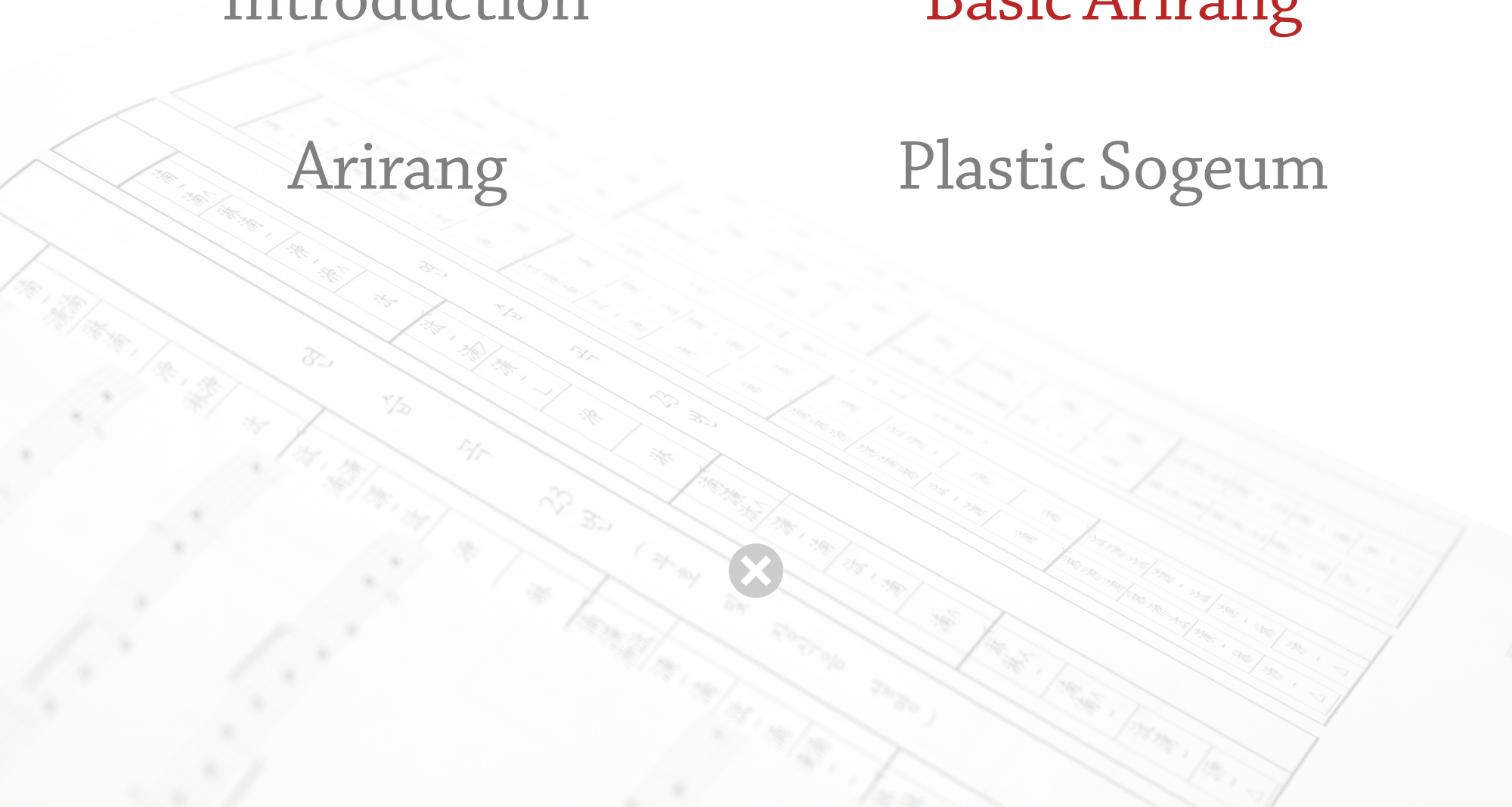
Exercise for Longer Tunes(Folk Songs)

Introduction

Basic Arirang

Arirang

Plastic Sogeu





Playing technique demonstrate



Exercise for Longer Tunes(Folk Songs)

Introduction

Basic Arirang

Arirang

Plastic Sogeum





Playing technique demonstrate



Exercise for Longer Tunes(Folk Songs)

Introduction

Basic Arirang

Arirang

Plastic Sogeum






Playing technique demonstrate



Q. Introduction - Interview with Lee Aram

Hello, I am Lee Aram, and I play Korean wind instruments--sogeu, daegeum, and danso.

Interview





























































Be familiar with Sogeu

Low pitch range | High pitch range



Touch the grey circle.

							
	Im	Nam	Mu	Hwang	Tae	Go	Jung
							
	Im-jong	Nam-lyeo	Mu-yeok	Cheong-hwang-jong	Cheong-tae-ju	Cheong-go-sun	Cheong-jung-lyeo
jigong 1							
jigong 2							
jigong 3							 (○)
jigong 4							
jigong 5							
jigong 6							



























































Be familiar with Sogeu

Low pitch range | High pitch range



Touch the grey circle.

							
	Im	Nam	Mu	Hwang	Tae	Go	Jung
							
	Im-jong	Nam-lyeo	Mu-yeok	Cheong-hwang-jong	Cheong-tae-ju	Cheong-go-sun	Cheong-jung-lyeo
jigong 1							
jigong 2							
jigong 3							 (○)
jigong 4							
jigong 5							
jigong 6							



















































Be familiar with Sogeu

Low pitch range | High pitch range



Touch the grey circle.

							
	Im	Nam	Mu	Hwang	Tae	Go	Jung
							
	Im-jong	Nam-lyeo	Mu-yeok	Cheong-hwang-jong	Cheong-tae-ju	Cheong-go-sun	Cheong-jung-lyeo
jigong 1							
jigong 2							
jigong 3							 (○)
jigong 4							
jigong 5							
jigong 6							



























































Be familiar with Sogeu

Low pitch range | High pitch range



Touch the grey circle.

							
	Im	Nam	Mu	Hwang	Tae	Go	Jung
							
	Im-jong	Nam-lyeo	Mu-yeok	Cheong-hwang-jong	Cheong-tae-ju	Cheong-go-sun	Cheong-jung-lyeo
jigong 1							
jigong 2							
jigong 3							 (○)
jigong 4							
jigong 5							
jigong 6							






































Be familiar with Sogeu

Low pitch range | High pitch range



Touch the grey circle.

							
	Im	Nam	Mu	Hwang	Tae	Go	Jung
							
	Im-jong	Nam-lyeo	Mu-yeok	Cheong-hwang-jong	Cheong-tae-ju	Cheong-go-sun	Cheong-jung-lyeo
jigong 1							
jigong 2							
jigong 3							
jigong 4							
jigong 5							
jigong 6							



Be familiar with Sogeu

Low pitch range | High pitch range



Touch the grey circle.

	Im	Nam	Mu	Hwang	Tae	Go	Jung
	Im-jong	Nam-lyeo	Mu-yeok	Cheong-hwang-jong	Cheong-tae-ju	Cheong-go-sun	Cheong-jung-lyeo
jigong 1							
jigong 2							
jigong 3							(○)
jigong 4							
jigong 5							
jigong 6							



Be familiar with Sogeu

Low pitch range | High pitch range



Touch the grey circle.

	Im	Nam	Mu	Hwang	Tae	Go	Jung
	Im-jong	Nam-lyeo	Mu-yeok	Cheong-hwang-jong	Cheong-tae-ju	Cheong-go-sun	Cheong-jung-lyeo
jigong 1							
jigong 2							
jigong 3							
jigong 4							
jigong 5							
jigong 6							



Be familiar with Sogeu

Low pitch range | High pitch range



Touch the grey circle.

	Im	Nam	Mu	Hwang	Tae	Go	Jung
	Im-jong	Nam-lyeo	Mu-yeok	Cheong-hwang-jong	Cheong-tae-ju	Cheong-go-sun	Cheong-jung-lyeo
jigong 1							
jigong 2							
jigong 3							
jigong 4							
jigong 5							
jigong 6							



Be familiar with Sogeum

Low pitch range | High pitch range



Touch the grey circle.

Im	Nam	Mu	Hwang	Tae	Go	Jung	Im	Nam	
Cheong-im-jong	Cheong-nam-lyeo	Cheong-mu-yeok	Jung-cheong-hwang-jong	Jung-cheong-tae-ju	Jung-cheong-go-sun	Jung-cheong-jung-lyeo	Jung-cheong-im-jong	Jung-cheong-nam-lyeo	
jigong 1	●	●	●	●	●	●	○	○	●
jigong 2	●	●	●	●	●	○	● (○)	●	●
jigong 3	●	●	●	●	○	○	○	●	○
jigong 4	●	●	●	○	○	○	○	○	○
jigong 5	●	●	○	○	○	○	○	○	○
jigong 6	●	○	●	○	○	○	○	●	●



Be familiar with Sogeum

Low pitch range | High pitch range



Touch the grey circle.

	Im	Nam	Mu	Hwang	Tae	Go	Jung	Im	Nam
	Cheong-im-jong	Cheong-nam-lyeo	Cheong-mu-yeok	Jung-cheong-hwang-jong	Jung-cheong-tae-ju	Jung-cheong-go-sun	Jung-cheong-jung-lyeo	Jung-cheong-im-jong	Jung-cheong-nam-lyeo
jigong 1									
jigong 2									
jigong 3									
jigong 4									
jigong 5									
jigong 6									



Be familiar with Sogeum

Low pitch range | High pitch range



Touch the grey circle.

	Im	Nam	Mu	Hwang	Tae	Go	Jung	Im	Nam
	Cheong-im-jong	Cheong-nam-lyeo	Cheong-mu-yeok	Jung-cheong-hwang-jong	Jung-cheong-tae-ju	Jung-cheong-go-sun	Jung-cheong-jung-lyeo	Jung-cheong-im-jong	Jung-cheong-nam-lyeo
jigong 1	●	●	●	●	●	●	○	○	●
jigong 2	●	●	●	●	●	○	● (○)	●	●
jigong 3	●	●	●	●	○	○	○	●	○
jigong 4	●	●	●	○	○	○	○	○	○
jigong 5	●	●	○	○	○	○	○	○	○
jigong 6	●	○	●	○	○	○	○	●	●



Be familiar with Sogeum

Low pitch range | High pitch range



Touch the grey circle.

	Im	Nam	Mu	Hwang	Tae	Go	Jung	Im	Nam
	Cheong-im-jong	Cheong-nam-lyeo	Cheong-mu-yeok	Jung-cheong-hwang-jong	Jung-cheong-tae-ju	Jung-cheong-go-sun	Jung-cheong-jung-lyeo	Jung-cheong-im-jong	Jung-cheong-nam-lyeo
jigong 1	●	●	●	●	●	●	○	○	●
jigong 2	●	●	●	●	●	○	● (○)	●	●
jigong 3	●	●	●	●	○	○	○	●	○
jigong 4	●	●	●	○	○	○	○	○	○
jigong 5	●	●	○	○	○	○	○	○	○
jigong 6	●	○	●	○	○	○	○	●	●



Be familiar with Sogeu

Low pitch range | High pitch range



Touch the grey circle.

Im	Nam	Mu	Hwang	Tae	Go	Jung	Im	Nam	
Cheong-im-jong	Cheong-nam-lyeo	Cheong-mu-yeok	Jung-cheong-hwang-jong	Jung-cheong-tae-ju	Jung-cheong-go-sun	Jung-cheong-jung-lyeo	Jung-cheong-im-jong	Jung-cheong-nam-lyeo	
jigong 1	●	●	●	●	●	●	○	○	●
jigong 2	●	●	●	●	●	○	● (○)	●	●
jigong 3	●	●	●	●	○	○	○	●	○
jigong 4	●	●	●	○	○	○	○	○	○
jigong 5	●	●	○	○	○	○	○	○	○
jigong 6	●	○	●	○	○	○	○	●	●



Be familiar with Sogeum

Low pitch range | High pitch range



Touch the grey circle.

Im	Nam	Mu	Hwang	Tae	Go	Jung	Im	Nam	
Cheong-im-jong	Cheong-nam-lyeo	Cheong-mu-yeok	Jung-cheong-hwang-jong	Jung-cheong-tae-ju	Jung-cheong-go-sun	Jung-cheong-jung-lyeo	Jung-cheong-im-jong	Jung-cheong-nam-lyeo	
jigong 1	●	●	●	●	●	○	○	●	
jigong 2	●	●	●	●	●	○	● (○)	●	●
jigong 3	●	●	●	●	○	○	○	●	○
jigong 4	●	●	●	○	○	○	○	○	○
jigong 5	●	●	○	○	○	○	○	○	○
jigong 6	●	○	●	○	○	○	○	●	●



Be familiar with Sogeu

Low pitch range | High pitch range



Touch the grey circle.

	Cheong-im-jong	Cheong-nam-lyeo	Cheong-mu-yeok	Jung-cheong-hwang-jong	Jung-cheong-tae-ju	Jung-cheong-go-sun	Jung-cheong-jung-lyeo	Jung-cheong-im-jong	Jung-cheong-nam-lyeo
jigong 1	●	●	●	●	●	●	○	○	●
jigong 2	●	●	●	●	●	○	● (○)	●	●
jigong 3	●	●	●	●	○	○	○	●	○
jigong 4	●	●	●	○	○	○	○	○	○
jigong 5	●	●	○	○	○	○	○	○	○
jigong 6	●	○	●	○	○	○	○	●	●



Be familiar with Sogeum

Low pitch range | High pitch range



Touch the grey circle.

Im	Nam	Mu	Hwang	Tae	Go	Jung	Im	Nam	
Cheong-im-jong	Cheong-nam-lyeo	Cheong-mu-yeok	Jung-cheong-hwang-jong	Jung-cheong-tae-ju	Jung-cheong-go-sun	Jung-cheong-jung-lyeo	Jung-cheong-im-jong	Jung-cheong-nam-lyeo	
jigong 1	●	●	●	●	●	○	○	●	
jigong 2	●	●	●	●	●	○	● (○)	●	●
jigong 3	●	●	●	●	○	○	○	●	○
jigong 4	●	●	●	○	○	○	○	○	○
jigong 5	●	●	○	○	○	○	○	○	○
jigong 6	●	○	●	○	○	○	○	●	●



Be familiar with Sogeum

Low pitch range | High pitch range



Touch the grey circle.

	Im	Nam	Mu	Hwang	Tae	Go	Jung	Im	Nam
	Cheong-im-jong	Cheong-nam-lyeo	Cheong-mu-yeok	Jung-cheong-hwang-jong	Jung-cheong-tae-ju	Jung-cheong-go-sun	Jung-cheong-jung-lyeo	Jung-cheong-im-jong	Jung-cheong-nam-lyeo
jigong 1	●	●	●	●	●	●	○	○	●
jigong 2	●	●	●	●	●	○	● (○)	●	●
jigong 3	●	●	●	●	○	○	○	●	○
jigong 4	●	●	●	○	○	○	○	○	○
jigong 5	●	●	○	○	○	○	○	○	○
jigong 6	●	○	●	○	○	○	○	●	●



Be familiar with Sogeum

Low pitch range | High pitch range




Touch the grey circle.

	Im	Nam	Mu	Hwang	Tae	Go	Jung	Im	Nam
	Cheong-im-jong	Cheong-nam-lyeo	Cheong-mu-yeok	Jung-cheong-hwang-jong	Jung-cheong-tae-ju	Jung-cheong-go-sun	Jung-cheong-jung-lyeo	Jung-cheong-im-jong	Jung-cheong-nam-lyeo
jigong 1	●	●	●	●	●	●	○	○	●
jigong 2	●	●	●	●	●	○	● (○)	●	●
jigong 3	●	●	●	●	○	○	○	●	○
jigong 4	●	●	●	○	○	○	○	○	○
jigong 5	●	●	○	○	○	○	○	○	○
jigong 6	●	○	●	○	○	○	○	●	●



Practice with it



low pitch range

high pitch range

duple subdivision

triple subdivision

Practice tunes I


Practice tunes II

Neoyeong Nayeong
folk song

Sandoggaebi
new children's song



Practice with it



low pitch range

high pitch range

duple subdivision

triple subdivision

Practice tunes I

Practice tunes II


Neoyeong Nayeong
folk song

Sandoggaebi
new children's song





Practice with it



low pitch range

high pitch range

duple subdivision

triple subdivision

Practice tunes I

Practice tunes II


Neoyeong Nayeong
folk song

Sandoggaebi
new children's song





Practice with it



low pitch range

high pitch range

duple subdivision

triple subdivision

Practice tunes I

Practice tunes II

Neoyeong Nayeong
folk song

Sandoggaebi
new children's song





Practice with it



low pitch range

high pitch range

duple subdivision

triple subdivision

Practice tunes I

Practice tunes II

Neoyeong Nayeong
folk song

Sandoggaebi
new children's song





Practice with it



low pitch range

high pitch range

duple subdivision

triple subdivision

Practice tunes I

Practice tunes II


Neoyeong Nayeong
folk song

Sandoggaebi
new children's song





Practice with it



low pitch range

high pitch range

duple subdivision

triple subdivision

Practice tunes I

Practice tunes II


Neoyeong Nayeong
folk song

Sandoggaebi
new children's song





Practice with it



low pitch range

high pitch range

duple subdivision

triple subdivision

Practice tunes I

Practice tunes II



Neoyeong Nayeong
folk song

Sandoggaebi
new children's song





Practice with it



low pitch range

high pitch range

duple subdivision

triple subdivision

Practice tunes I

Practice tunes II

Neoyeong Nayeong
folk song

Sandoggaebi
new children's song





Listen to Sogeum

View performance of Sogeum

Listening to Sogeum

Field Experience



View performance of Sogeum



From the wind

Sujecheon

Interview

**Contemporary Piece-Chamber music
for sogeum, "From the wind"**





View performance of Sogeum



From the wind

Sujecheon

Interview

**Composition_Lee Youngsub
Rearrangement_Yang Seunghwan**

This piece presents the splendor of the high-range pitches and the warmness



View performance of Sogeum



From the wind

Sujecheon

Interview

of the low pitches with a plain blowing technique. When sogeum begins to tell a story, the other instruments join in coloring the sound, and then they leave



View performance of Sogeum



From the wind

Sujecheon

Interview

for a journey of their own design and wishes.



View performance of Sogeuem



From the wind

Sujecheon

Interview

**Traditional Court Ensemble,
Sujecheon**





View performance of Sogeum



From the wind

Sujecheon

Interview

Sujecheon is a representative court music piece that has been played since the Goryeo period. It is composed of four movements. The piri plays the primary



View performance of Sogeum



From the wind

Sujecheon

Interview

melodies and other instruments such as daegeum, sogeum, haegeum, and ajaeng continue to play the melody when piri takes a break. The charm of Sujecheon



View performance of Sogeum



From the wind

Sujecheon

Interview

is that one can feel gentleness and relaxation simultaneously with solemnity and colorfulness.



View performance of Sogeum



Q. 자기소개 부탁드립니다.

영남대학교에서 학생들을 가르치고 있고, 월드뮤직 그룹 '바이날로그'와

From the wind Sujecheon Interview





Listening to Sogeum

Korea New Music Series *Toward
New Millennium's* Vol.29

<Travel>


Minyo Closer Me Today

<Taepyeongga>

<Changbu-taryeong>

Lee Sang-gyu's Creative Music

<Eunbitchanga>





Listening to Sogeu

Korea New Music Series *Toward
New Millennium's Vol.29*

<Travel>

Minyo Closer Me Today

<Taepyeongga>

<Changbu-taryeong>

Lee Sang-gyu's Creative Music

<Eunbitchanga>

Composer Kang Sang-gu **Sogeu** Han Chung-eun
Janggu & Woodblock Choi Yunjeong





Listening to Sogeum

Korea New Music Series *Toward*

New Millennium's Vol.29

<Travel>

Minyo Closer Me Today

<Taepyeongga>

<Changbu-taryeong>

Lee Sang-gyu's Creative Music

<Eunbitchanga>

Rearrangement Kang Sang-gu **Sogeum** Han Chung-eun

Daegeum Lee Yonggu **Haegeum** Kang Eunil

25-string Gayageum Jeong Gilseon **Dae-ajeng** Kim Yeongsil

Janggu, Percussion You Kyunghwa





Listening to Sogeum

Korea New Music Series *Toward
New Millennium's* Vol.29

<Travel>

Minyo Closer Me Today

<Taepyeongga>

<Changbu-taryeong>

Lee Sang-gyu's Creative Music

<Eunbitchanga>

Rearrangement Kang Sang-gu **Sogeum** Han Chung-eun
Daegeum Lee Yonggu **Piri** Park Chiwan **Haegeum** Kang Eunil
25-string Gayageum Jeong Gilseon





Listening to Sogeum

Korea New Music Series *Toward
New Millennium's* Vol.29

<Travel>

Minyo Closer Me Today

<Taepyeongga>

<Changbu-taryeong>

Lee Sang-gyu's Creative Music


<Eunbitchanga>

Daegeum 1 Eo Gyeongjun Daegeum 2,3 An Geonyong
Daegeum 4 Moon Haram Sogeum 1 Cha Seong-eun
Sogeum 2 O Jihyeon Janggu Jo Sangjun





Field Experience



Viewing of exhibition

- + National Gugak Center
- + The Museum of Gugak
- + Incheon International Airport
- + Gisan Gugak Hall
- + Traditional Korea Sori Arts Center of Jeollabuk-do

Make an instrument

- + Korean Traditional Crafts & Architecture School
- + Nangye Gugak Experience Hall
- + Incheon Intangible Cultural Asset Learning Education Center

Experience instrument

- + Korean Traditional Performing Arts Culture School
- + National Theater of Korea
- + 'Han-ullim' Samulnori School

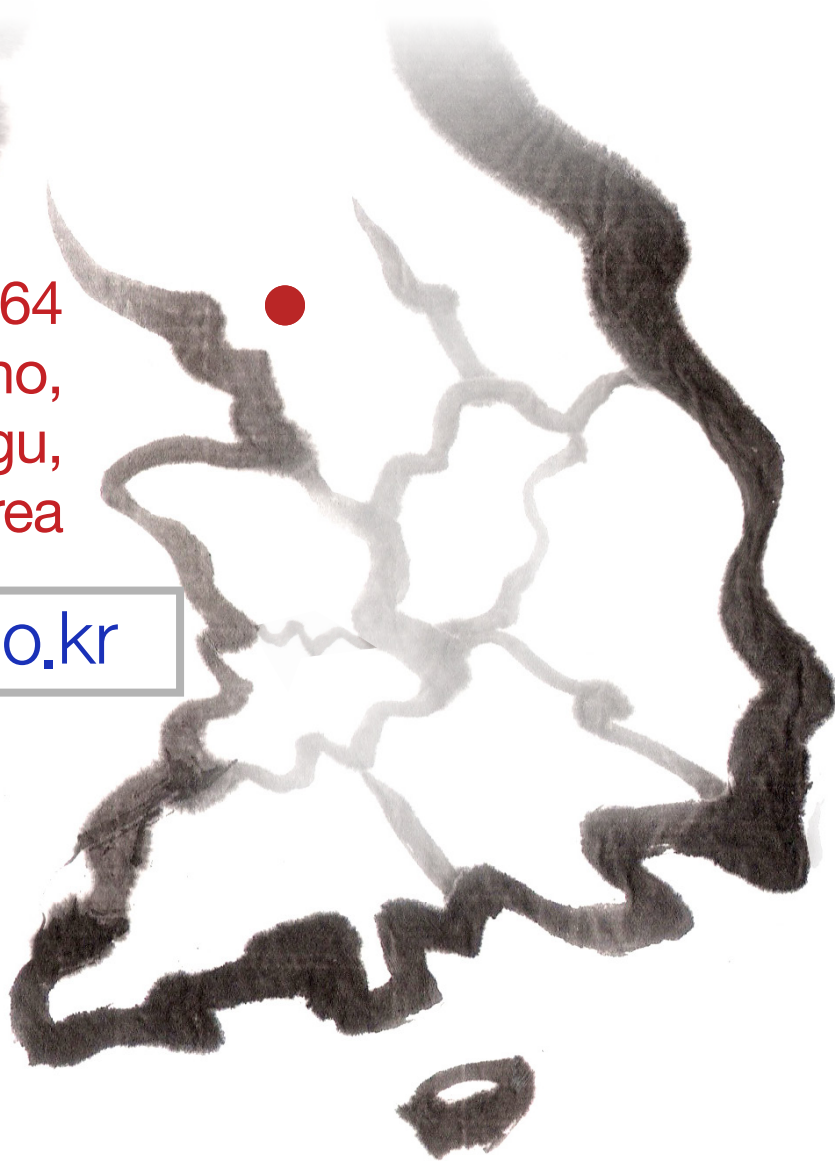


Field Experience

2364

Nambu sunhwanno,
Seocho-gu,
Seoul, Korea

www.gugak.go.kr



**On-going Stage on Saturdays
at the National Gugak Center**

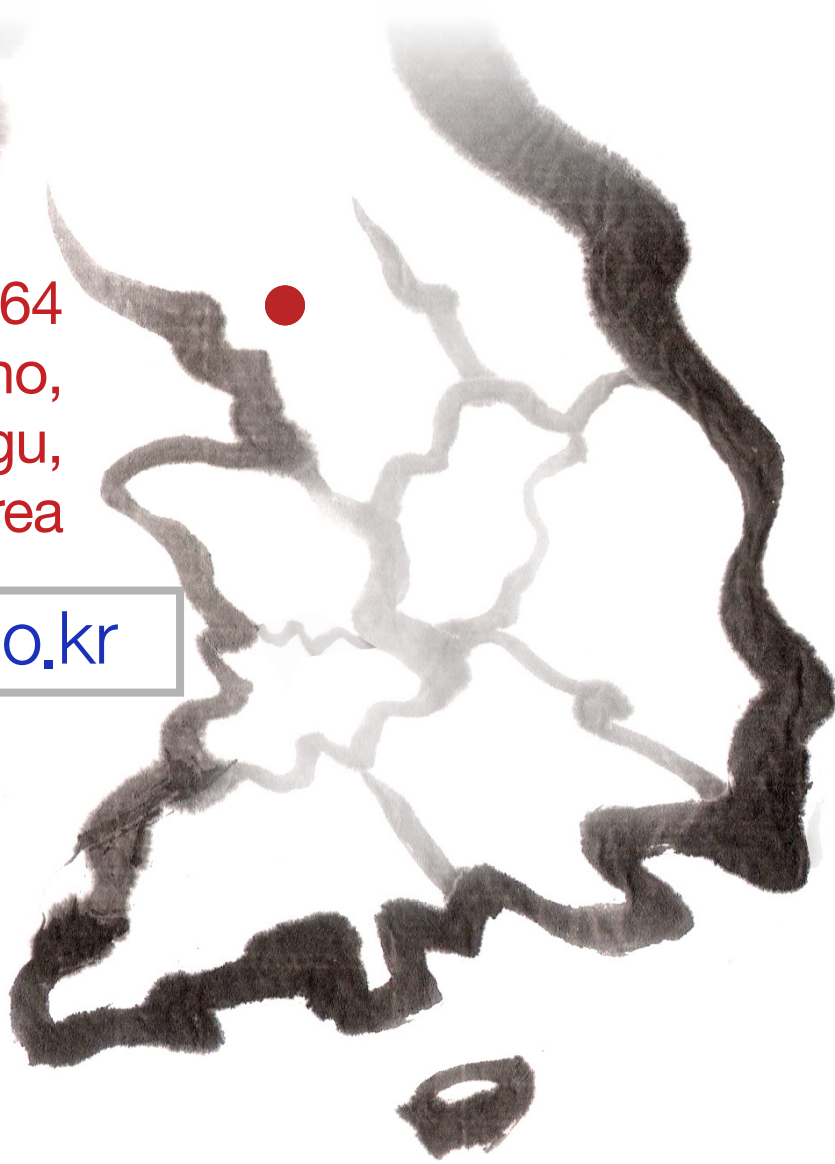




Field Experience

2364
Nambu sunhwanno,
Seocho-gu,
Seoul, Korea

www.gugak.go.kr



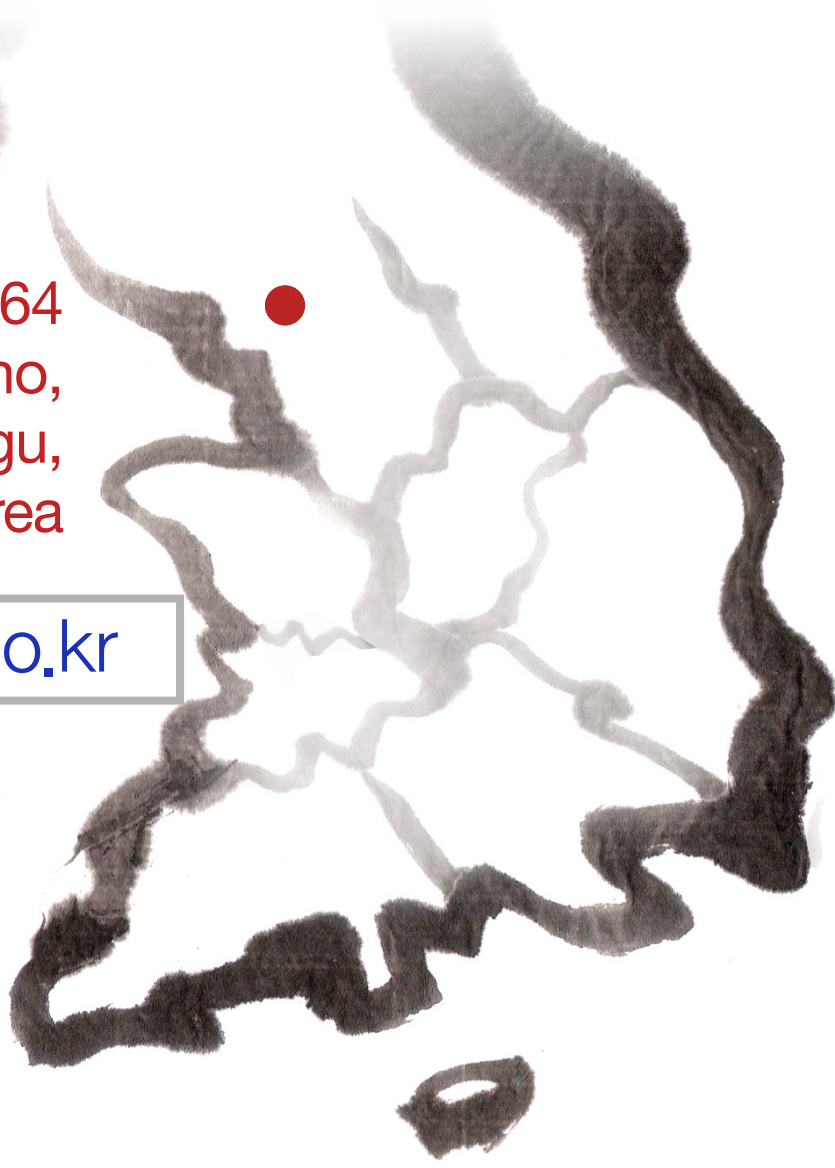
This stage is open for performances on Saturdays and all year from January to December. This is a permanent stage of the National Gugak Center where you can appreciate representative Korean traditional dance, songs, and musical instrument performances in one place. In addition, you can see artistic talents listed on the Intangible Cultural Heritage of Humanity. The stage performances are usually 80 minutes long, with entrance given to those who are school-age children or older. For more detailed information, including possible discounts or packages, please call 02-580-3300 or contact homepage.



Field Experience

2364
Nambu sunhwanno,
Seocho-gu,
Seoul, Korea

www.gugak.go.kr



**The Museum of Gugak
Musical Instrument Gallery**

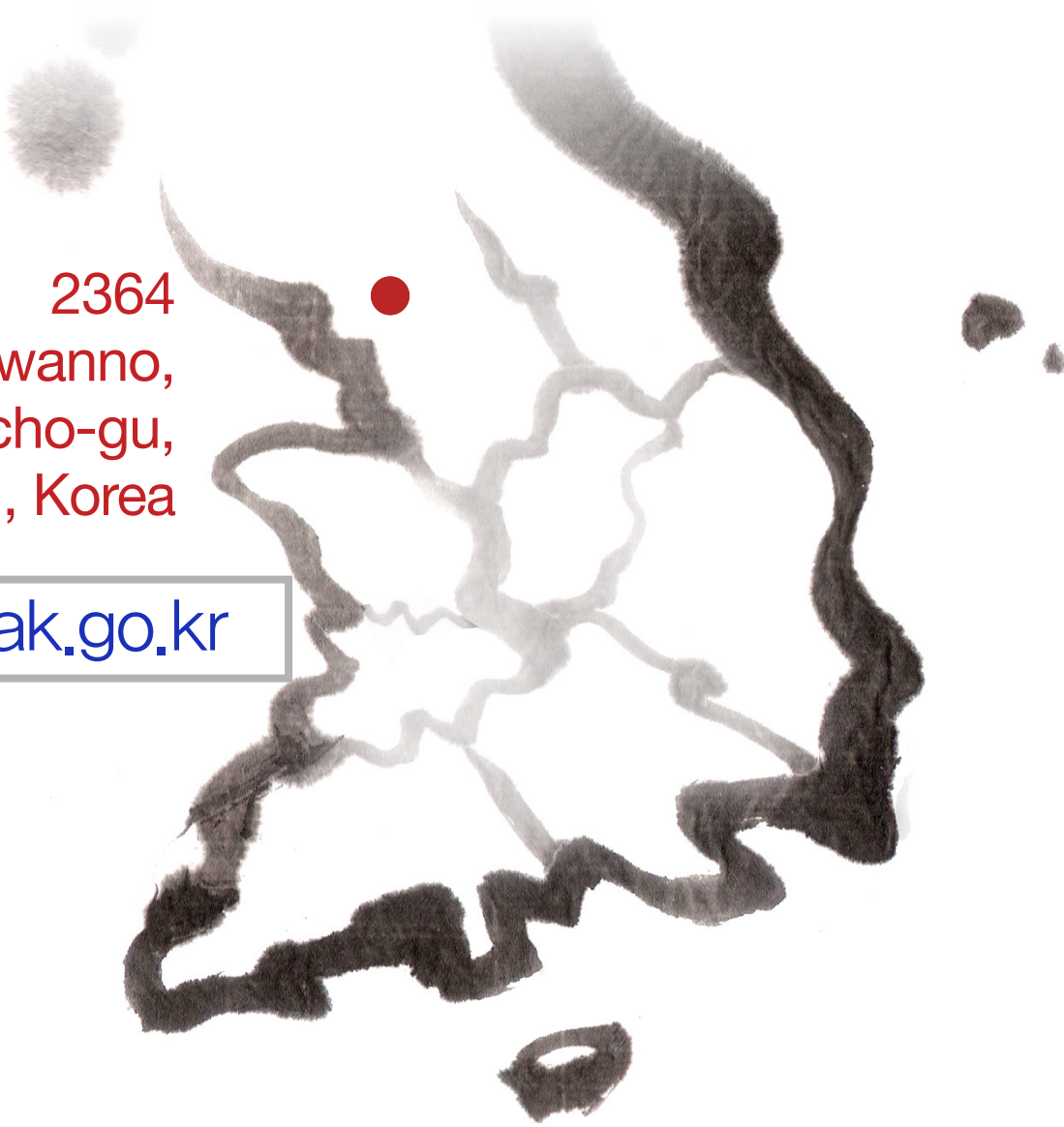




Field Experience

2364
Nambu sunhwanno,
Seocho-gu,
Seoul, Korea

www.gugak.go.kr



The Museum of Gugak, which is located inside the National Gugak Center in Seocho-Gu, Seoul, has a room called the 'Origin of Korean Music.' Here, you can see diverse relics, clay figures, and old instruments excavated in ancient times dating back to the Silla period. Also, on one side of the room, there is a small space which shows scenes of a gayageum manufacturing workroom. In addition, another room called the 'Music of the Common' displays instruments, and yet another room called the 'Music of Sejong the Great' exhibits the whole manufacturing process of pyungyung (a kind of traditional percussion made of stones). For more

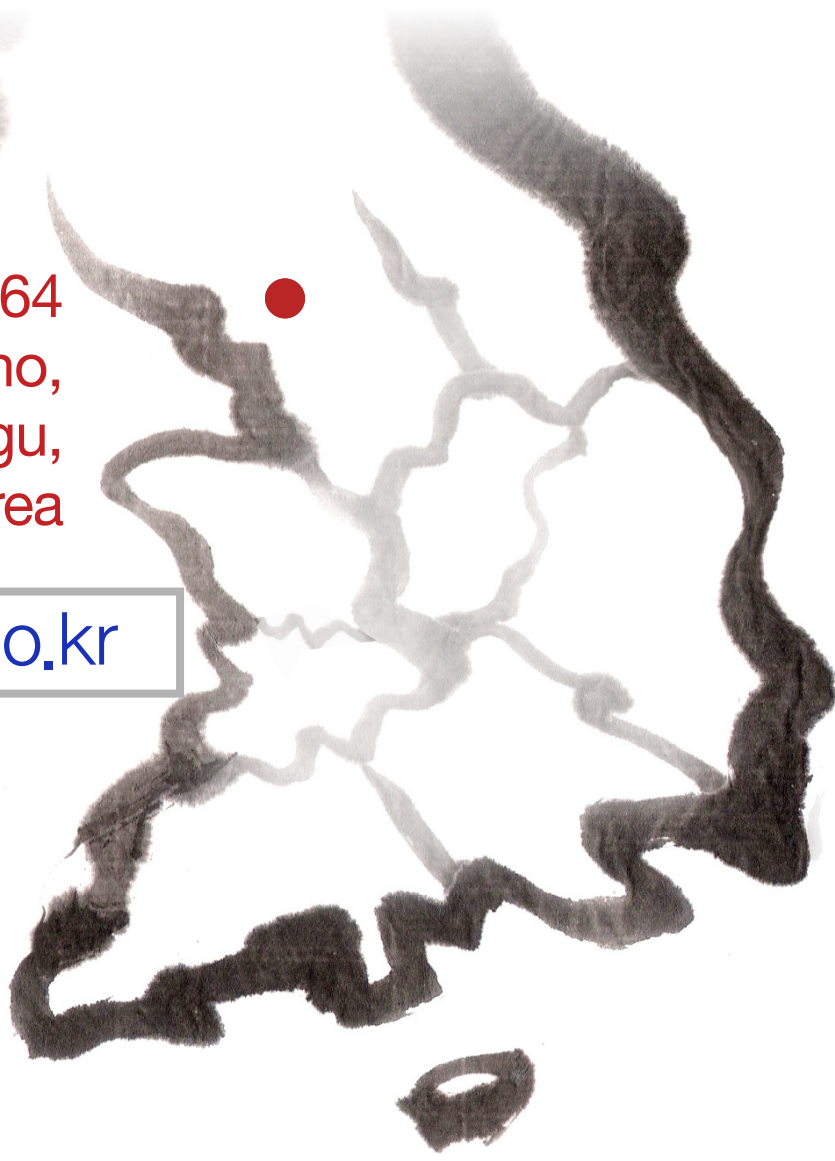


Field Experience

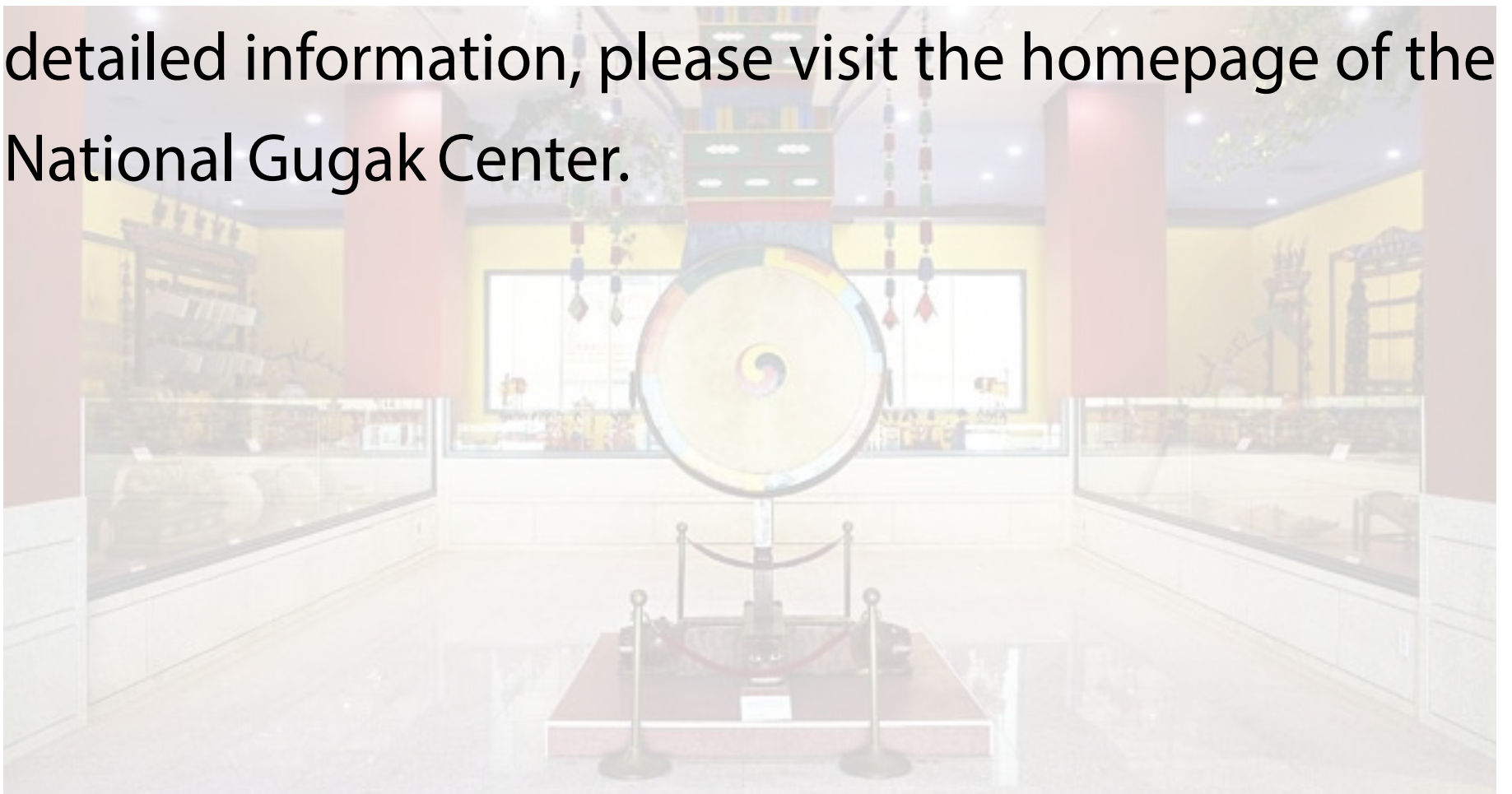
2364

Nambu sunhwanno,
Seocho-gu,
Seoul, Korea

www.gugak.go.kr



detailed information, please visit the homepage of the National Gugak Center.

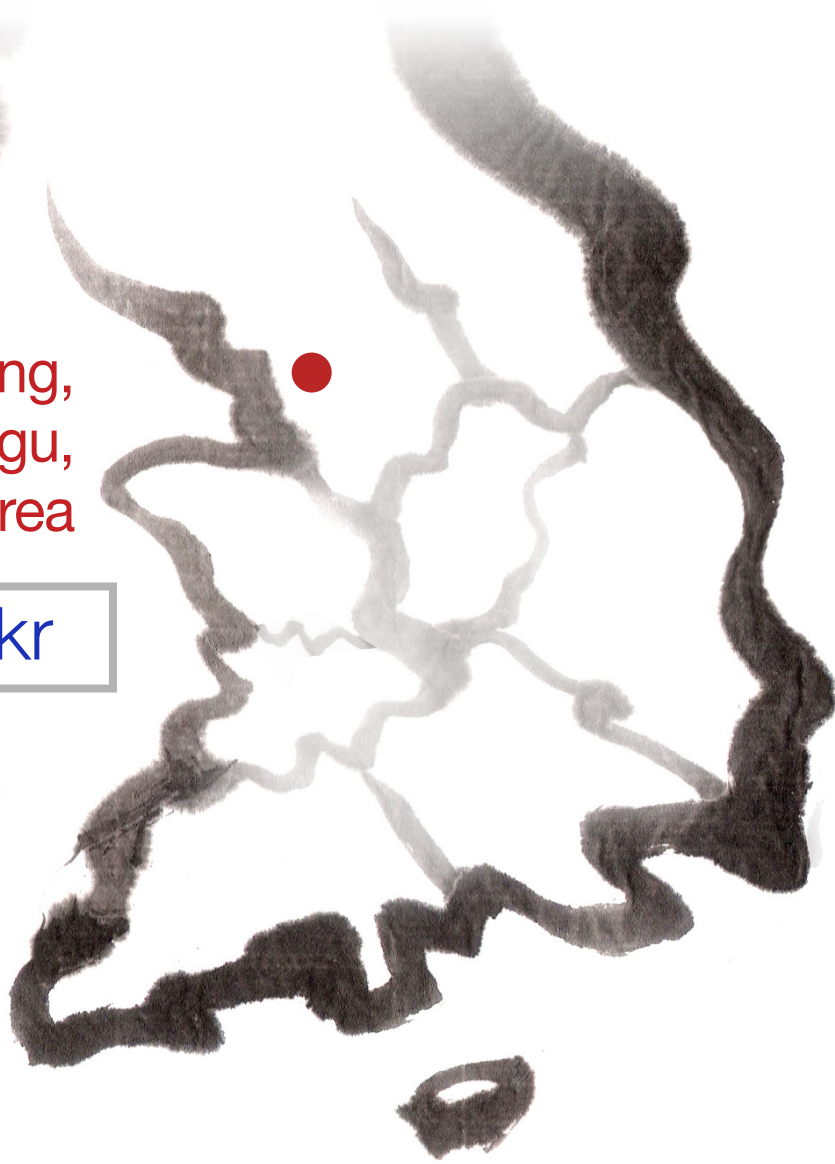




Field Experience

2851, Unseo-dong,
Jung-gu,
Incheon, Korea

www.airport.kr



**Gugak permanent stage
in Incheon International Airport**

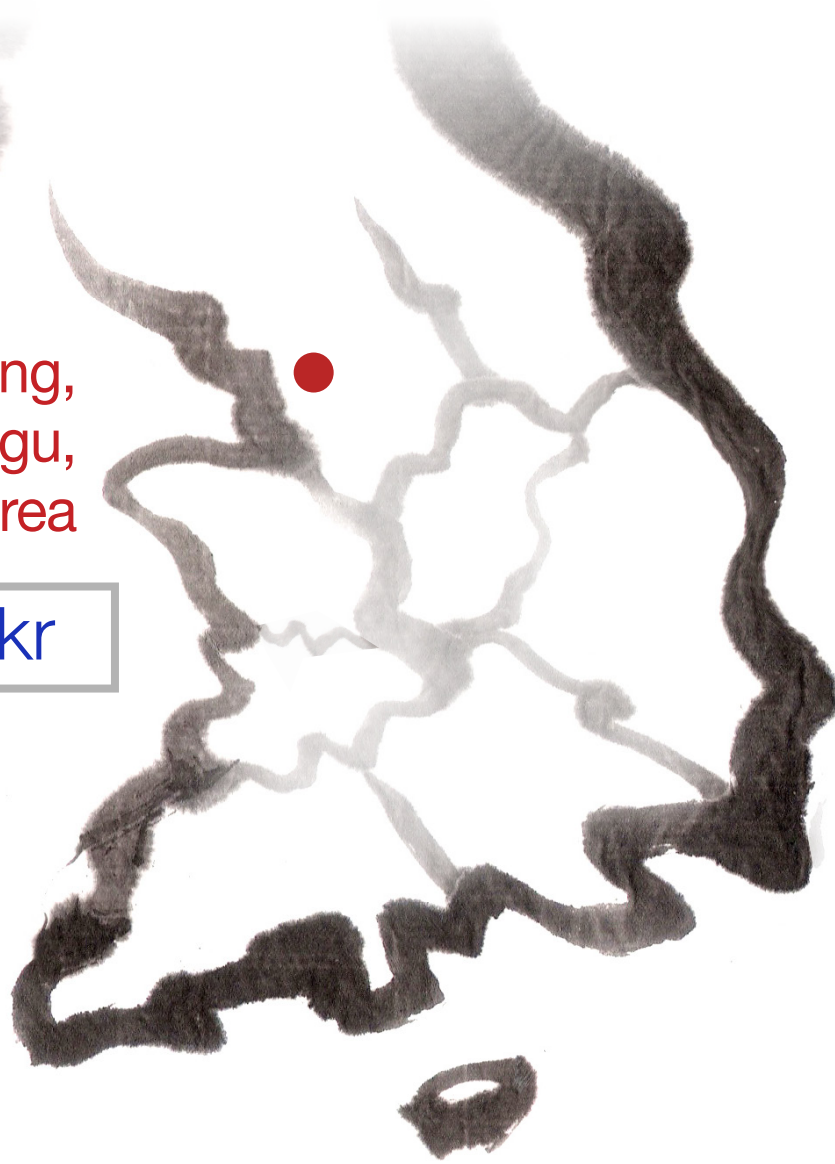




Field Experience

2851, Unseo-dong,
Jung-gu,
Incheon, Korea

www.airport.kr



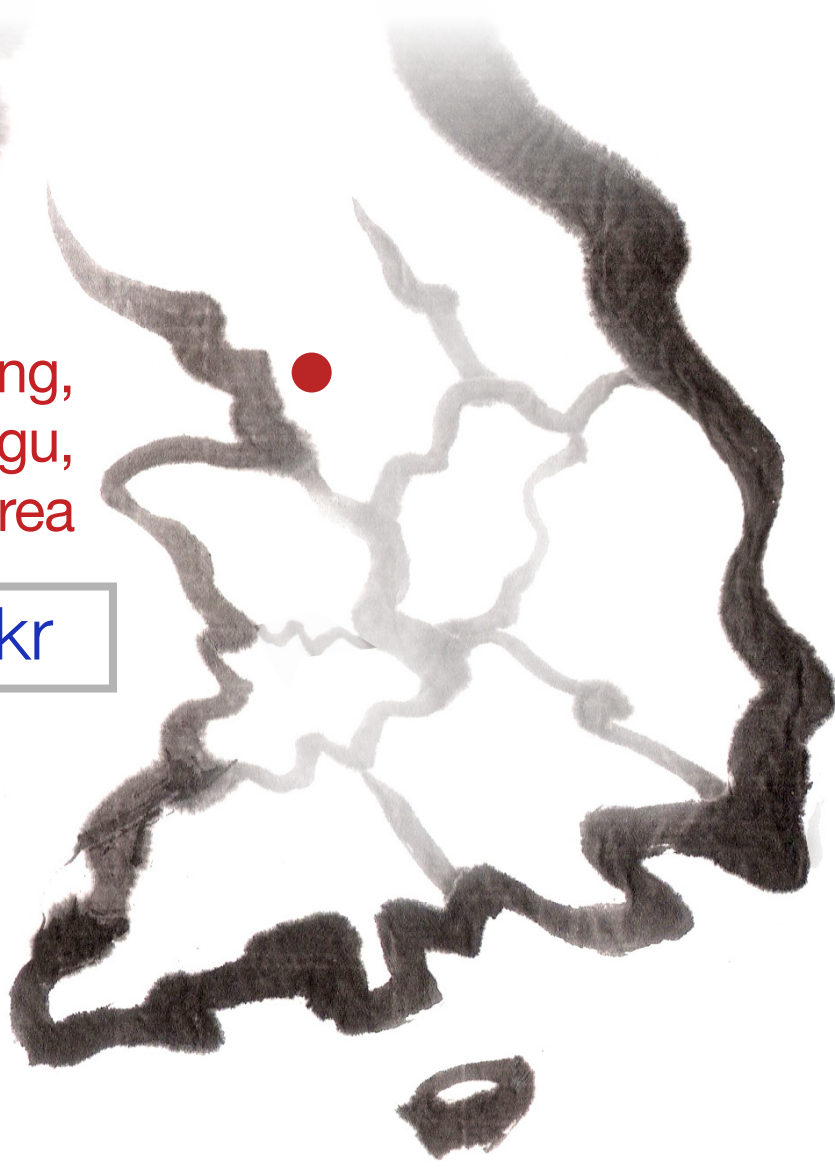
The Incheon International Airport offers Gugak performances all year round. If you visit the Korean Traditional Culture Center (located in the passenger terminal, duty free Area 3F, the east or west side—2 spots, and concourse 3F, the middle-west side—1 spot), you can enjoy Gugak performances of Korean traditional music and folk music. In addition, on the Korean Culture Street (located in the passenger terminal 4F), you can also appreciate creative music. For more detailed information, including performance schedules, call 032-743-0357 (the Korean Traditional Culture Center), or 032-741-3423



Field Experience

2851, Unseo-dong,
Jung-gu,
Incheon, Korea

www.airport.kr



(the Korean Culture Street)





Field Experience

1399, Sawol-ri
Danseong-myeon,
Sancheong-gun,
Gyeongsangnam-do,
Korea



Gisan Gugak Hall





Field Experience

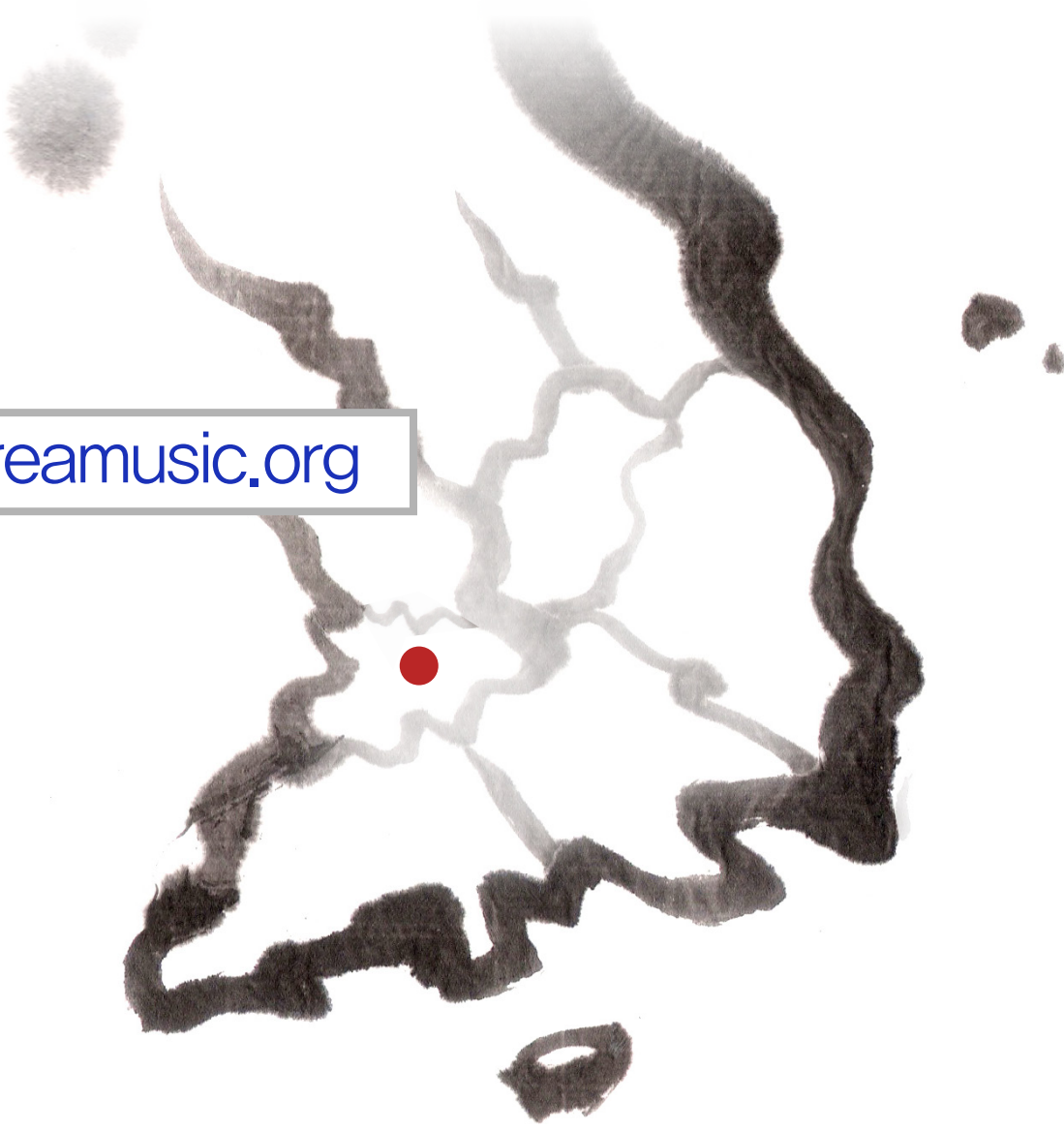
1399, Sawol-ri
Danseong-myeon,
Sancheong-gun,
Gyeongsangnam-do,
Korea



This is a memorial hall for gugak theorist Heon-bong Park from Sancheong. Here, you can walk around the restored house of his birth and possibly experience playing traditional Korean instruments by yourself. This hall hosts a Gisan display room, an exhibition room, an education room, and an outside stage. In the Gisan display room and exhibition room, there are about 50 different kinds of traditional instruments to peruse. As the hall is affiliated with the village Namsayedam, a local attraction spot, the hall is open free of charge. It is located in Sancheong-gun, South Gyeongsang province.

Field Experience

www.koreamusic.org



출, 이용안내, 사이트맵, RSS서비스, TEXT 모드, 아이들마당 KOR ENG JPN CHN 화면크기조정 확대 축소

한국전통소리문화

검색어를 입력하세요. 상세검색 국가지식검색 인기검색어 관소리 훈항가 사물놀이 민요

여는마당 지식마당 소리마당 음원마당 공연마당 어울림마당 멀티클립마당

여는글 사이트소개 전통소리문화 지식정보자원관리사업 관련기관 및 사이트 검색창닫기

역사와 승경이 살아 숨쉬는 한국전통소리문화

참다운 소리와 문화, 그리고 열정을 경험하십시오.

Our Site is Korean Traditional & Folk Music, Instruments Information Site - Jeollabuk-do
While visiting the Traditional Korean Music Portal.

금일의 명인/명창 이강선

체험터

1. 소리골

지식마당 소리마당 음원마당 공연마당 멀티클립마당

수제천
수제천(壽齊天)은 아악곡의 백미(白眉)로 일컬어지는 관악합주곡이다. 약 15분 정도의 곡으로 피리, 대금, 해금, 아쟁과 같은 선율악기가 주축이 된다.

스제처음

음원듣기

훈음원 복음원 축음원
요우이 자꾸우워 주비우워

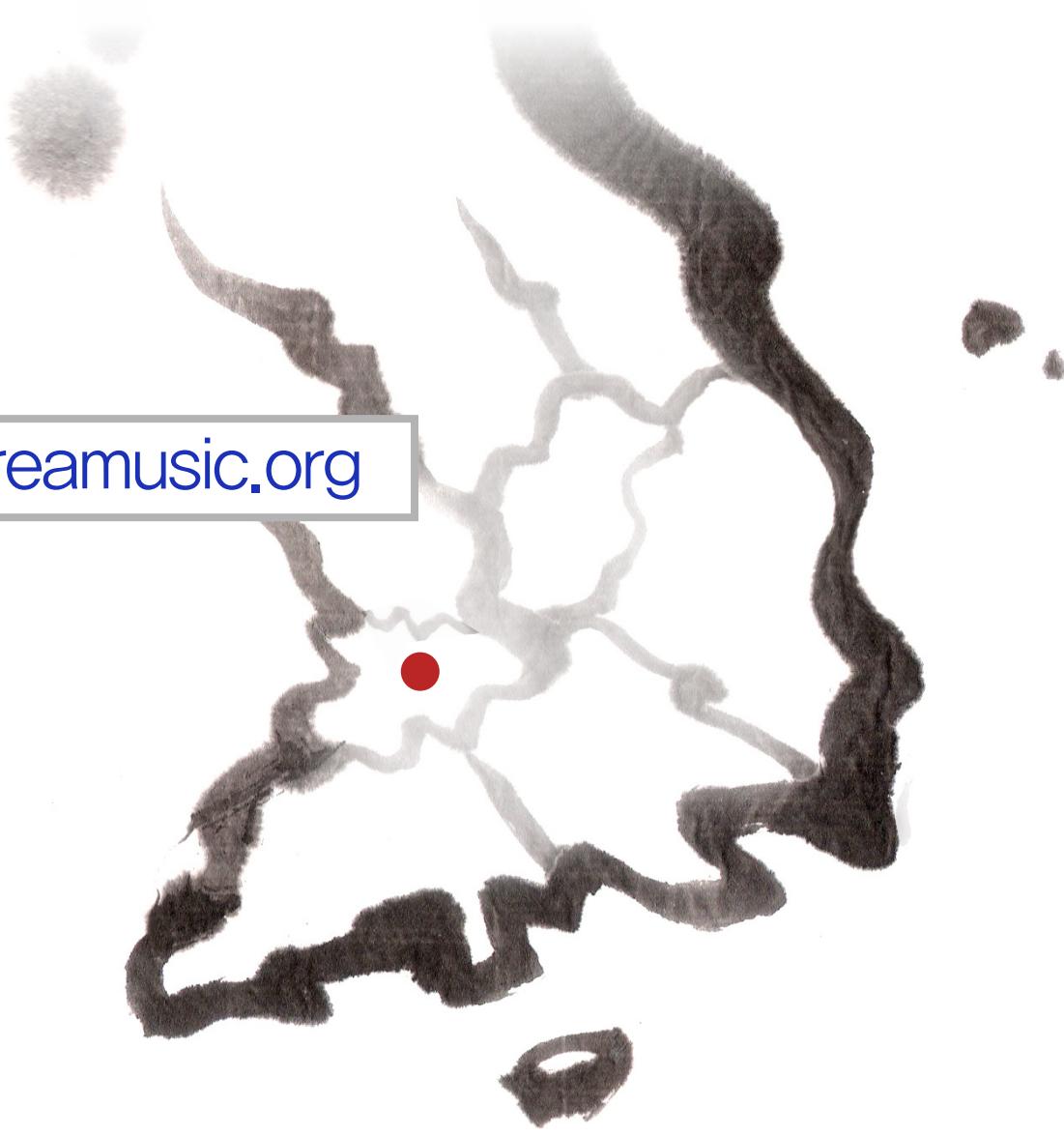
Traditional Korea Sori Arts Center of Jeollabuk-do



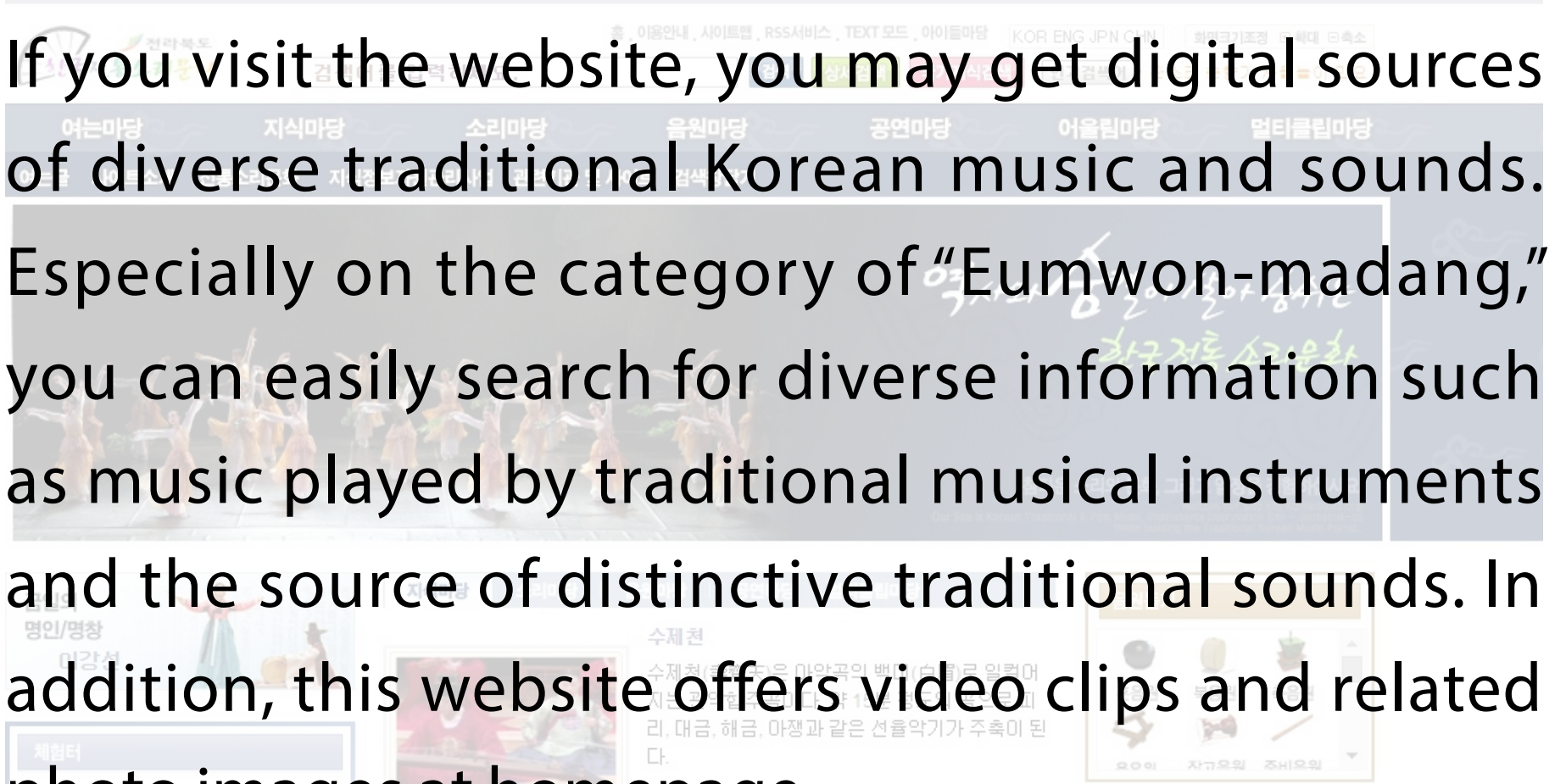


Field Experience

www.koreamusic.org



If you visit the website, you may get digital sources of diverse traditional Korean music and sounds. Especially on the category of “Eumwon-madang,” you can easily search for diverse information such as music played by traditional musical instruments and the source of distinctive traditional sounds. In addition, this website offers video clips and related photo images at homepage.

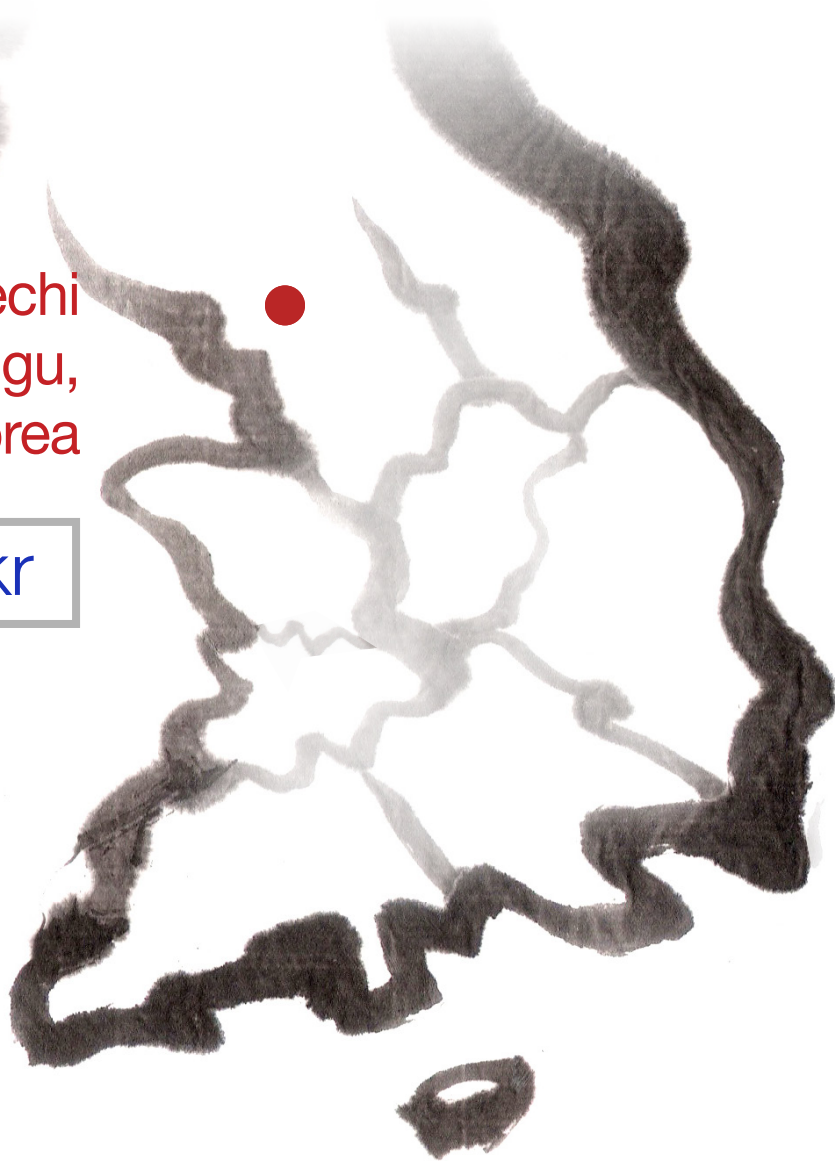




Field Experience

944-22, Daechi
2-dong, Gangnam-gu,
Seoul, Korea

www.kous.or.kr



**Short-term course for the general public, by the
Korean Traditional Crafts & Architecture School**

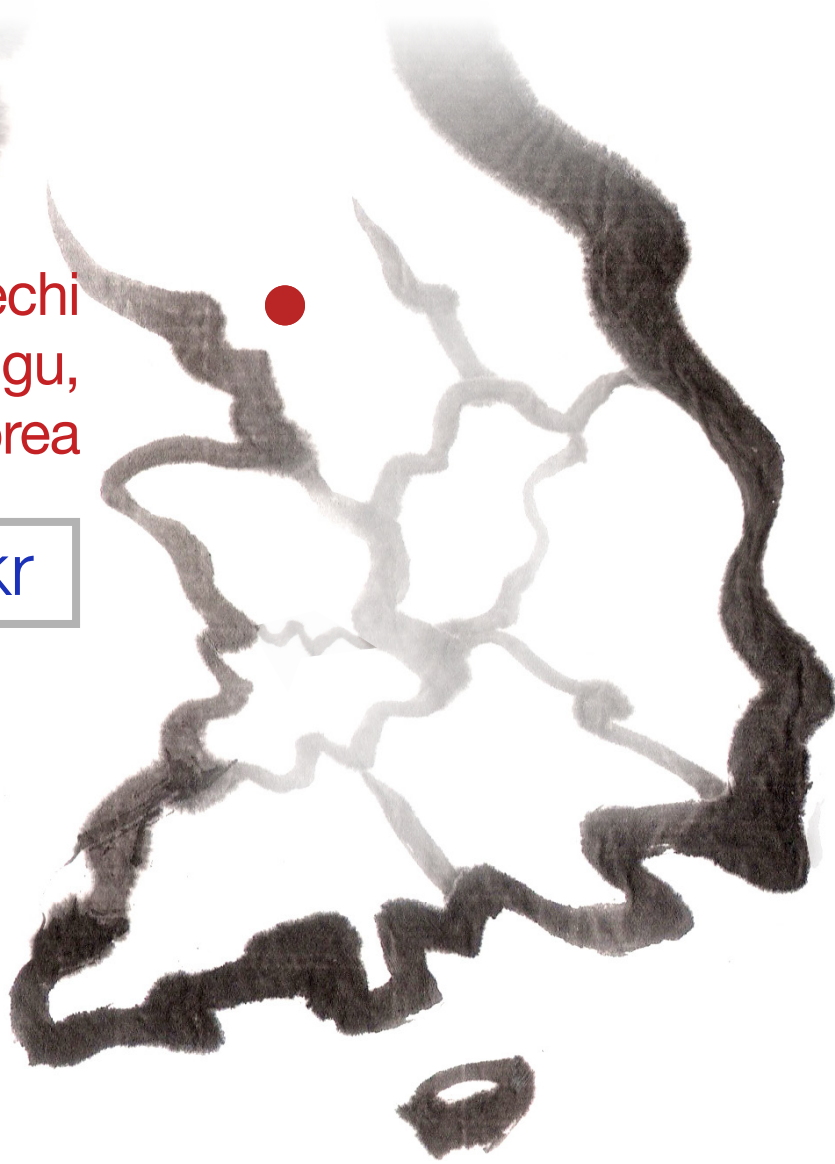




Field Experience

944-22, Daechi
2-dong, Gangnam-gu,
Seoul, Korea

www.kous.or.kr



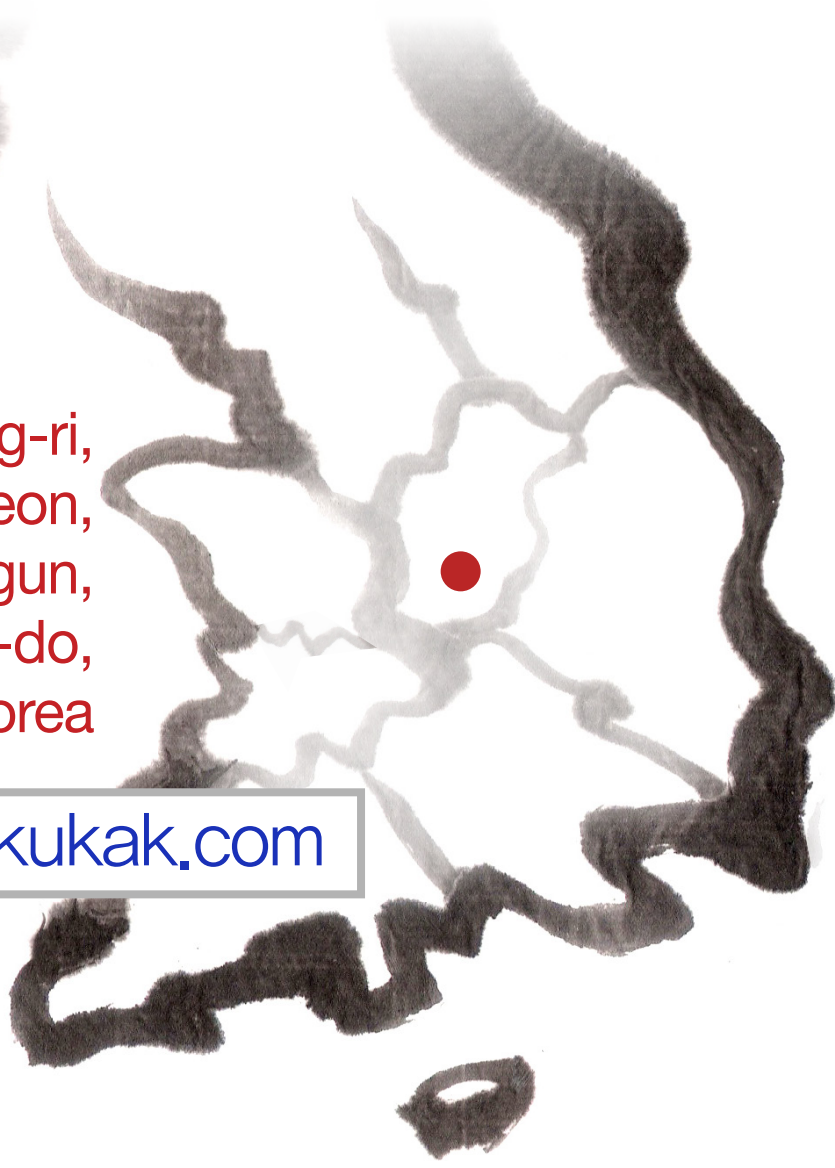
Located near the Samsung Subway Station in Seoul, the Korean Cultural Heritage Foundation gives students opportunities to learn how to make Korean musical instruments in person from experienced musical instrument masters. With regards to course enrollment, participants are limited to about 15 people. An updated recruiting schedule is displayed on this homepage, or you may call or visit in person for more information. For more detailed information, call 02-3011-1702/1788.



Field Experience

521-1, Godang-ri,
Simcheon-myeon,
Yeongdong-gun,
Chungcheongbuk-do,
Korea

www.nangyekukak.com



Nangye Gugak Experience Hall





Field Experience

521-1, Godang-ri,
Simcheon-myeon,
Yeongdong-gun,
Chungcheongbuk-do,
Korea

www.nangyekukak.com



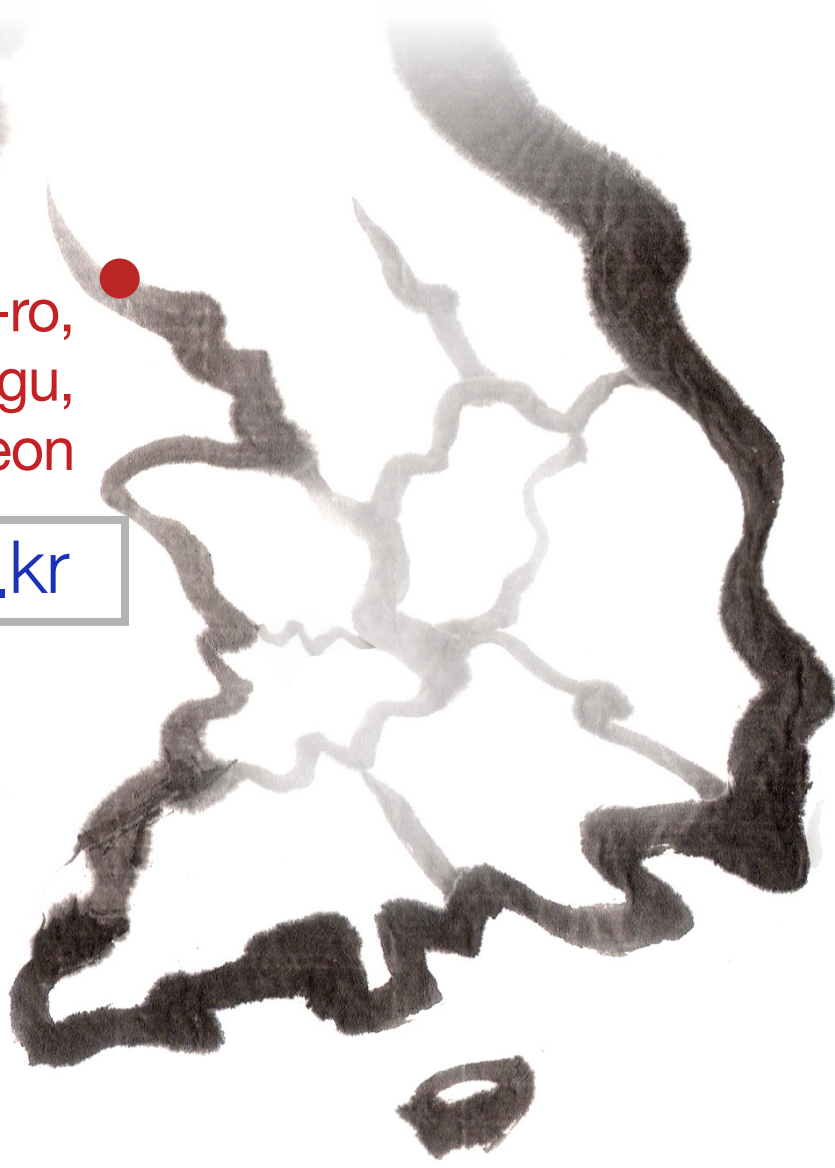
Located in Yeongdong-gun, Chungbuk province, this hall has reproduced workrooms for string and percussion instruments where you can also experience playing diverse instruments. Furthermore, if you visit the “Nangye Gugak Instrument Manufacturing Village” or “Nangye Gugak Museum,” located near the hall, you can also see various traditional Korean music instruments, as well as the whole manufacturing process. For more information, please visit homepage.



Field Experience

599 Maesohol-ro,
Nam-gu,
Incheon

ilc.incheon.go.kr



**Incheon Intangible Cultural
Asset Learning Education Center**

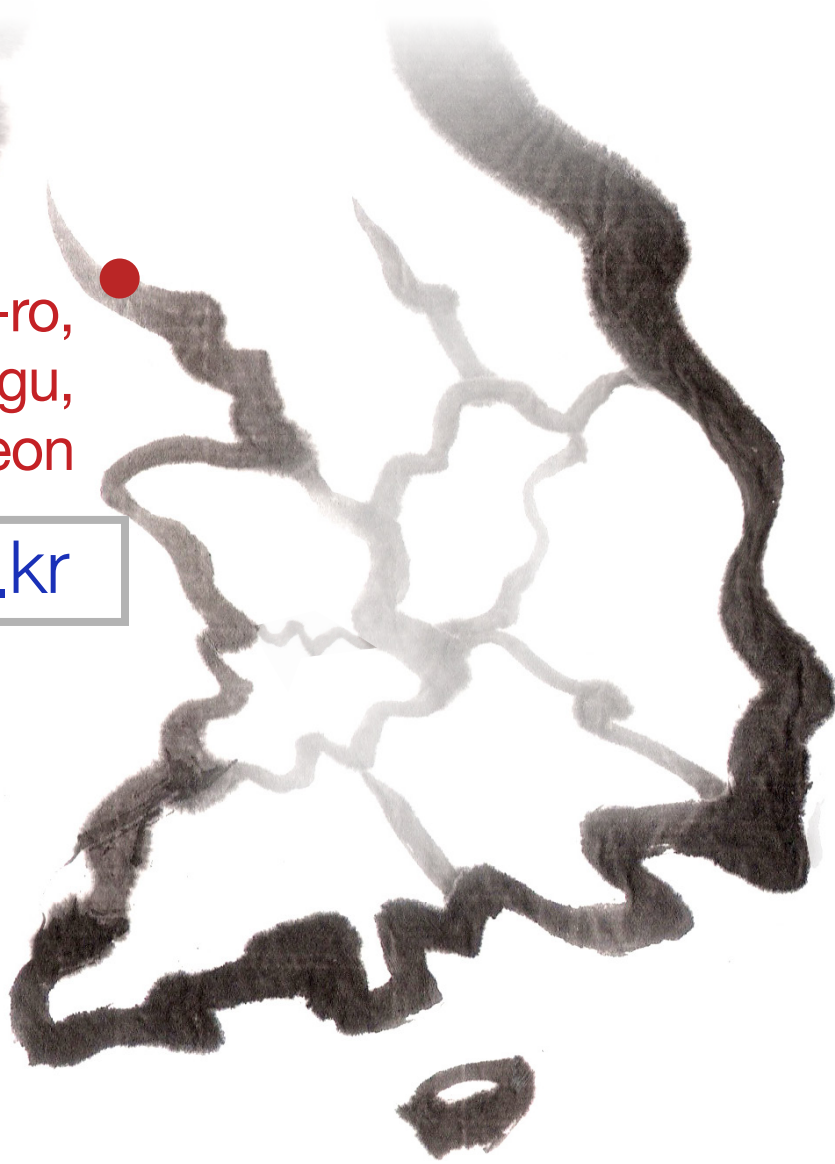




Field Experience

599 Maesohol-ro,
Nam-gu,
Incheon

ilc.incheon.go.kr



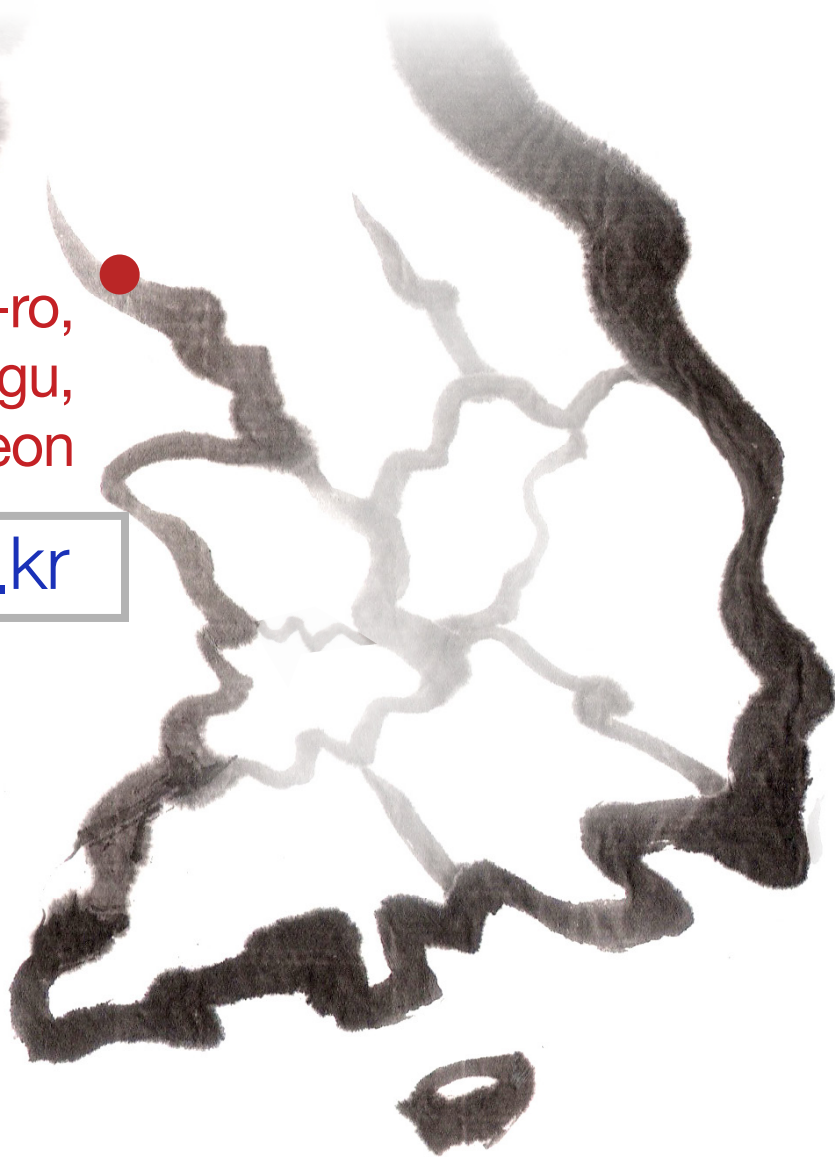
The Incheon Intangible Cultural Asset Learning Education Center is a governmental facility where the item holders of 27 kinds of intangible cultural heritages (hereafter ICH) reside and continue to hand down tradition. In order to inform the citizens of traditional culture, there are performances of ICH presented every Saturday at 3:00 pm in spring and fall and various programs led directly by the holders offering participants the chance to learn and experience traditional culture. One can visit the Center free of charge at all times except holidays and Mondays, and details on the performances and



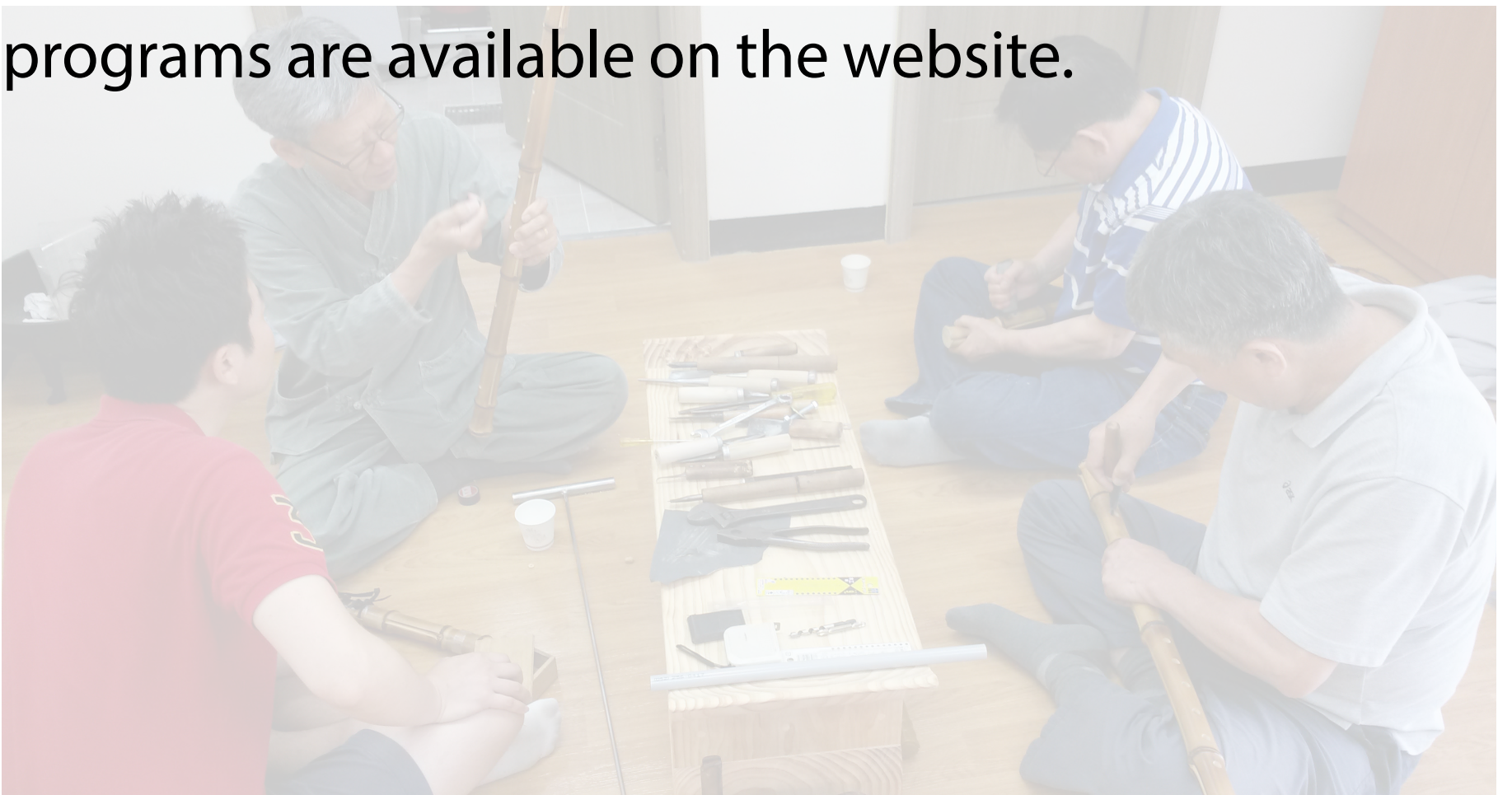
Field Experience

599 Maesohol-ro,
Nam-gu,
Incheon

ilc.incheon.go.kr



programs are available on the website.

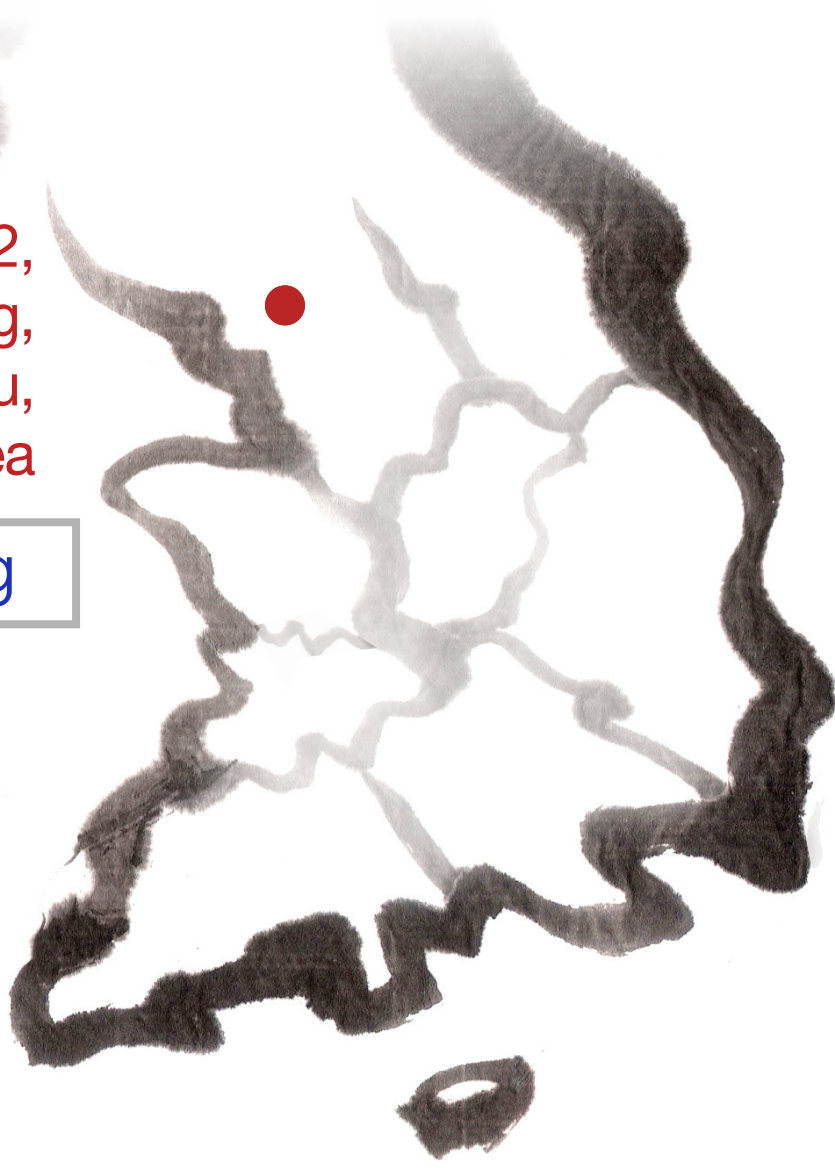




Field Experience

944-22,
Daechi 2-dong,
Gangnam-gu,
Seoul, Korea

www.ktpaf.org



**Korean Traditional Performing
Arts Culture School**

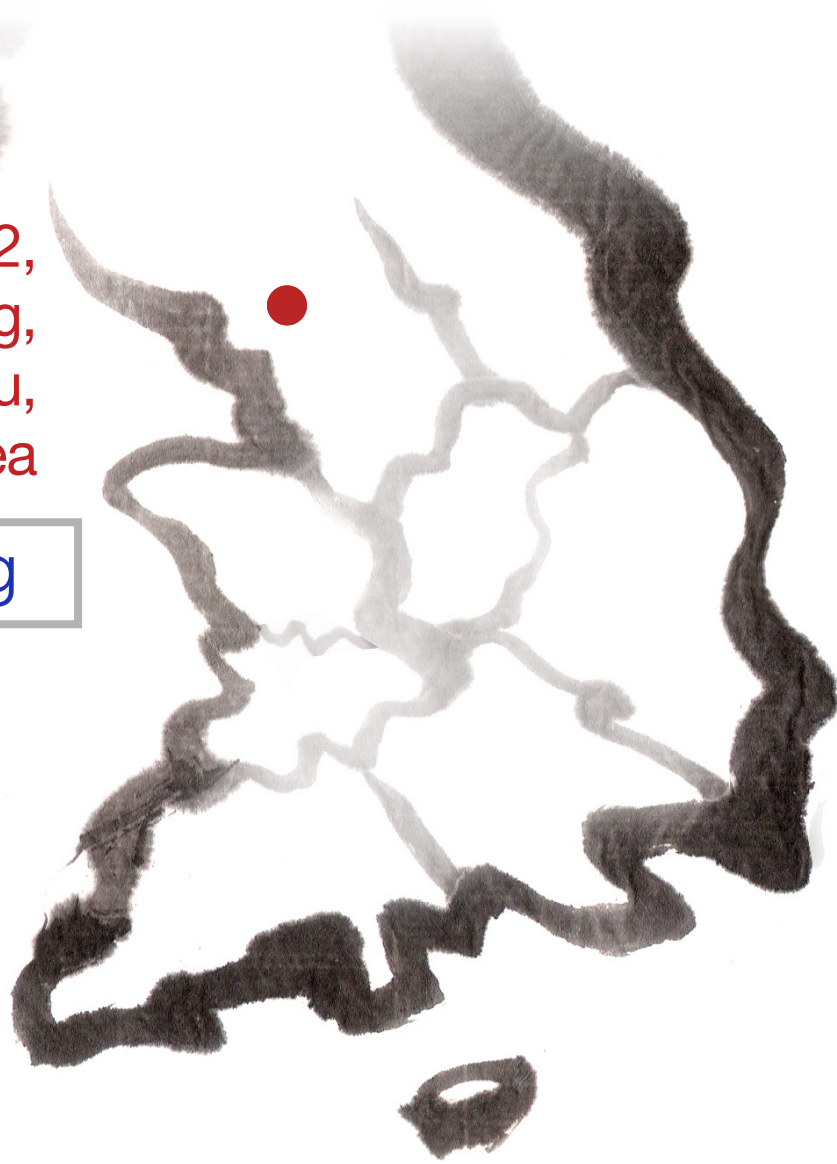




Field Experience

944-22,
Daechi 2-dong,
Gangnam-gu,
Seoul, Korea

www.ktpaf.org



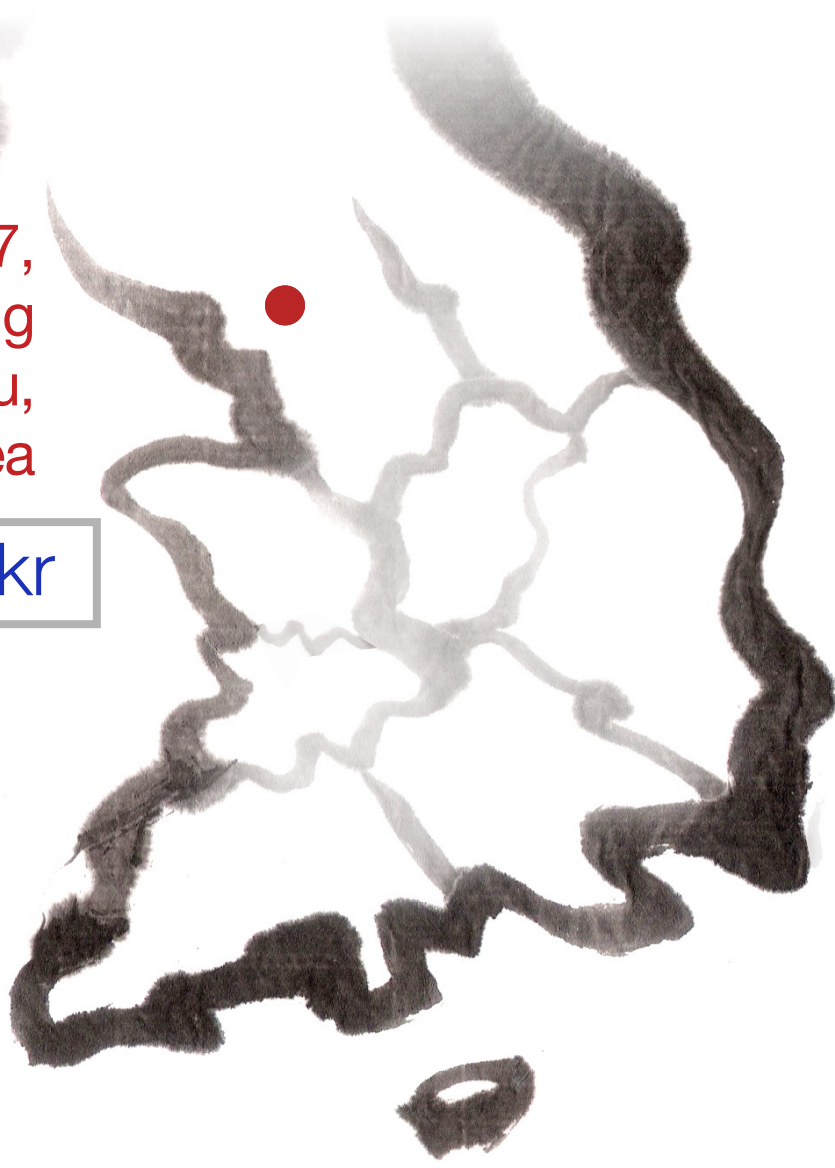
The Korean Traditional Performing Arts Foundation runs a culture school and offers courses for the general public in order to help spread knowledge of traditional Korean arts as well as raise public awareness of the importance of traditional culture. Within this school, students can learn a variety of Korean traditional music instruments through a systematic program that progresses from introductory courses for beginners, to intermediate-level courses, to master-level courses for advanced learners. If you are interested in such courses, please visit the homepage or call 02-580-3141.



Field Experience

San 14-67,
Jangchung-dong
2-ga, Jung-gu,
Seoul, Korea

www.ntok.go.kr



**Traditional Arts Academy
at the National Theater of Korea**

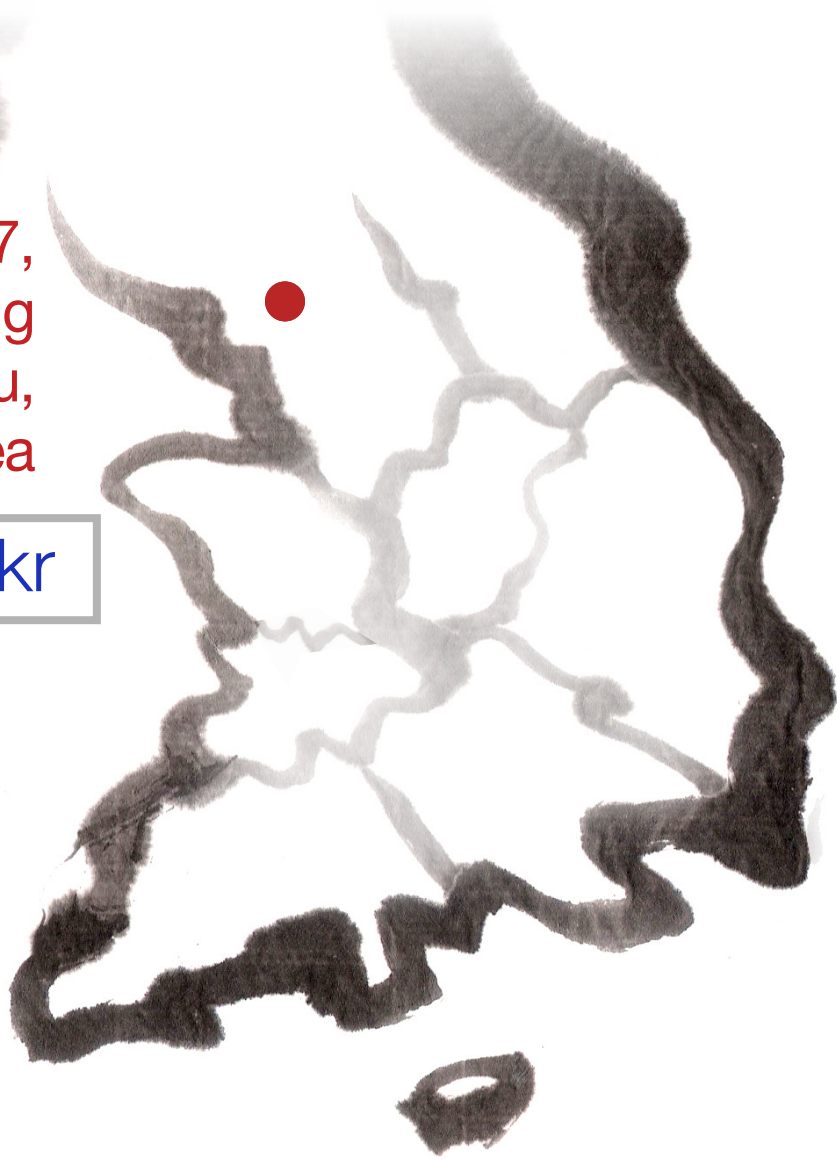




Field Experience

San 14-67,
Jangchung-dong
2-ga, Jung-gu,
Seoul, Korea

www.ntok.go.kr



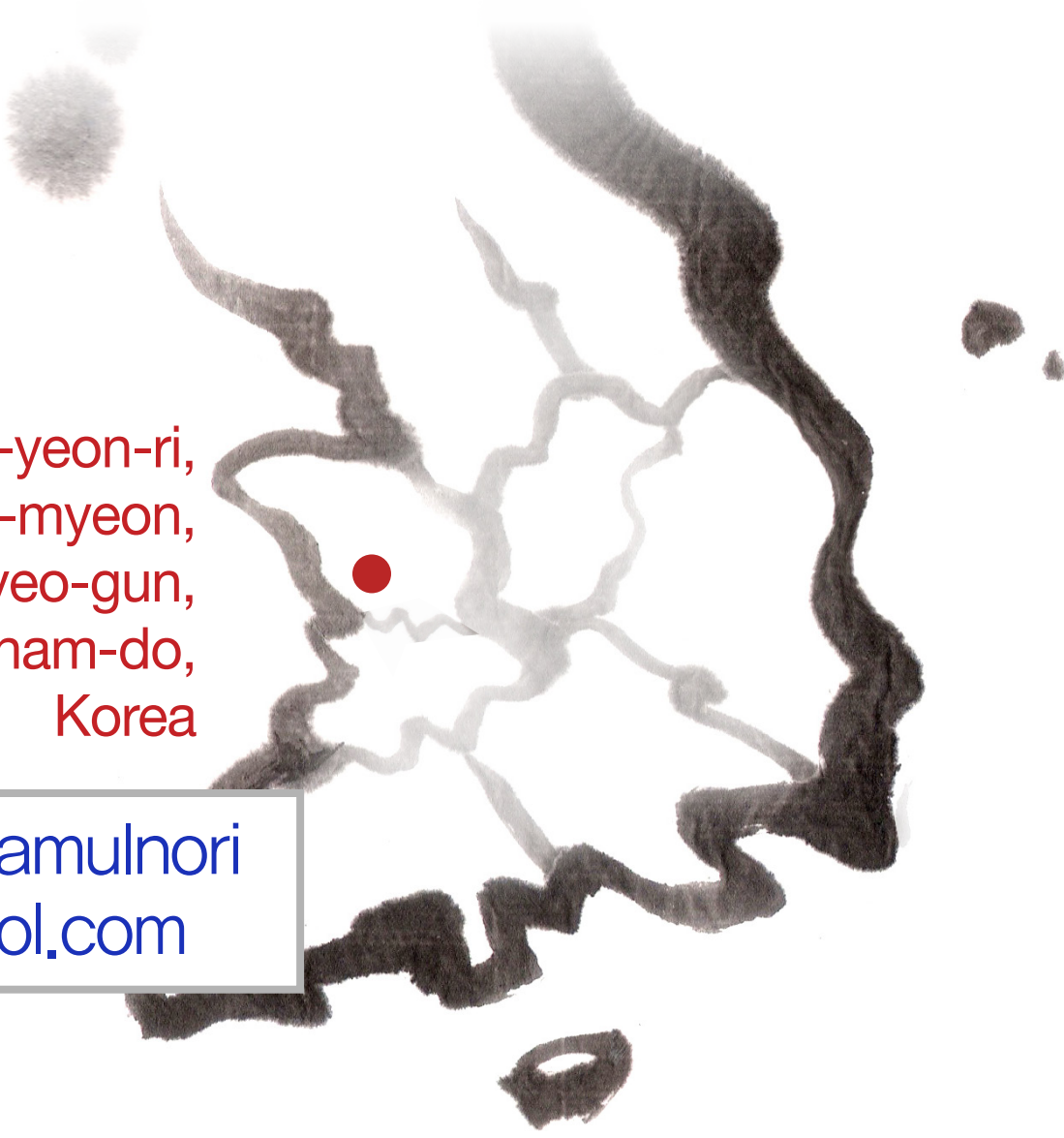
Located in Jung-gu, Seoul, the National Theater of Korea runs diverse gugak courses for the general audiences who have a passion and interest in traditional arts and music. Opportunities exist for learning gugak via professional lectures. Students may participate in level-appropriate programs from beginner to advanced courses. As the program is updated every year, prospective students need to check for new information on the program schedule, application method, and tuition fee at the following homepage.



Field Experience

329-1, Hong-yeon-ri,
Oksan-myeon,
Buyeo-gun,
Chungcheongnam-do,
Korea

[www.samulnori
school.com](http://www.samulnori
school.com)



Hanullim Samulnori School





Field Experience

329-1, Hong-yeon-ri,
Oksan-myeon,
Buyeo-gun,
Chungcheongnam-do,
Korea

[www.samulnori
school.com](http://www.samulnori
school.com)



This school is located in Buyeo-gun, South Chungcheong Province. Within this school, you can experience diverse traditional Korean cultures through such programs as learning “exciting samulnori,” where you can experience rubbing a stone inscription, pottery making, or woodcraft. Enjoy the genuine value of the arts and the authenticity of traditional Korean culture. For more detailed information, please call (041) 832-0190 or access online at homepage.

소금

Listening to the Sound of Sogeu,
Your Hands are Soaking in Water!

Production team



Production team

Performers

Lee Yeong-sub, Lee Aram, Lee Jeongdae

Staff

Planning and Directing Seo Seungmi

Coordination (Assistant Producer) Kim Sua

Design SungdoGL

Video Recording J2 Pictures

Photographing Studio namu No.5

Sound Recording Kim Yunjo

English Translation Choi Yoonjah

English Copy Editing Ha Ju-Yong

Cooperation with

Marketing Kang Gyeongmin, Park Sehyeon

Cooperation with Performance Kim Lina, Baek Dasom, Lee Danbi

Cooperation with Venue Incheon Intangible Cultural Asset Learning
Education Center

